


Novel·Ties



A Study Guide

Written By Ada Fradken

Edited by Joyce Friedland and Rikki Kessler

LEARNING LINKS

P.O. Box 326 • Cranbury • New Jersey 08512

TABLE OF CONTENTS

Synopsis	1
Pre-Reading Activities	2
Chapters 1, 2	3 - 4
Chapters 3 - 5	5 - 7
Chapters 6 - 8	8 - 9
Chapters 9, 10	10 - 11
Chapters 11 - 13	12 - 13
Chapters 14, 15	14 - 17
Chapters 16, 17	18 - 19
Cloze Activity	20
Post-Reading Activities	21 - 22
Suggestions For Further Reading	23
Answer Key	24 - 25
Notes	26

Novel-Ties® are printed on recycled paper.

The purchase of this study guide entitles an individual teacher to reproduce pages for use in a classroom. Reproduction for use in an entire school or school system or for commercial use is prohibited. Beyond the classroom use by an individual teacher, reproduction, transmittal or retrieval of this work is prohibited without written permission from the publisher.

For the Teacher

This reproducible study guide to use in conjunction with the book *The Enormous Egg* consists of lessons for guided reading. Written in chapter-by-chapter format, the guide contains a synopsis, pre-reading activities, vocabulary and comprehension exercises, as well as extension activities to be used as follow-up to the novel.

In a homogeneous classroom, whole class instruction with one title is appropriate. In a heterogeneous classroom, reading groups should be formed: each group works on a different novel at its own reading level. Depending upon the length of time devoted to reading in the classroom, each novel, with its guide and accompanying lessons, may be completed in three to six weeks.

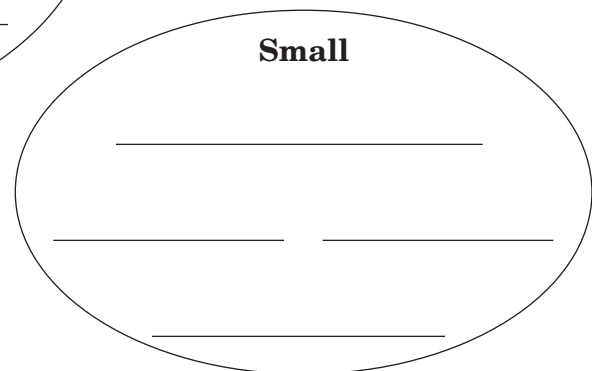
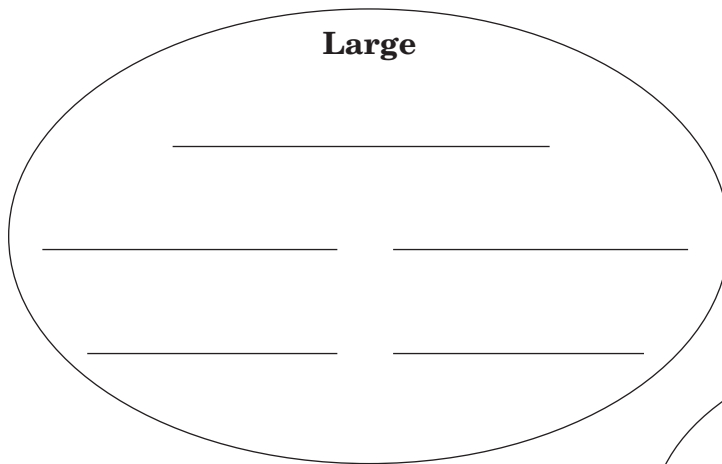
Begin using NOVEL-TIES for reading development by distributing the novel and a folder to each child. Distribute duplicated pages of the study guide for students to place in their folders. After examining the cover and glancing through the book, students can participate in several pre-reading activities. Vocabulary questions should be considered prior to reading a chapter; all other work should be done after the chapter has been read. Comprehension questions can be answered orally or in writing. The classroom teacher should determine the amount of work to be assigned, always keeping in mind that readers must be nurtured and that the ultimate goal is encouraging students' love of reading.

The benefits of using NOVEL-TIES are numerous. Students read good literature in the original, rather than in abridged or edited form. The good reading habits, formed by practice in focusing on interpretive comprehension and literary techniques, will be transferred to the books students read independently. Passive readers become active, avid readers.

CHAPTERS 1, 2

Vocabulary: The Word Box below contains words that mean “large” and words that mean “small.” Place each word in its appropriate egg and use the thesaurus or a dictionary to supply additional words for each egg.

<i>WORD BOX</i>		
enormous	mammoth	tiny
gigantic	minute	tremendous
huge	petite	wee



Read to find out how an egg surprised the Twitchell family.

Questions:

1. What did you learn about the Twitchell family in the opening chapters of the book?
2. What was unusual about the egg found on the Twitchell farm?
3. How did the members of the family cooperate in taking care of the egg?
4. How did news of the egg spread to different parts of the country?
5. What did Nate’s father mean when he said, “Just don’t try to follow a lost cause farther than it’s worth”?

CHAPTERS 3 – 5

Vocabulary: Use the context to figure out the meaning of the underlined word in each of the following sentences. Circle the letter of the word you choose.

1. The patient hen sat on the egg for five weeks waiting for it to hatch.
a. angry b. uncomplaining c. anxious d. ridiculous
2. The egg has an eighteen inch circumference and weighs almost four pounds.
a. outer boundary b. approximate size c. length d. width
3. Students and scholars came to look at the curious egg found on the Twitchell farm.
a. inquisitive b. ancient c. odd d. colorful
4. A scientist may look for old bones and fossil remains to study ancient plant and animal life.
a. plastic b. spinal c. skeletal d. living
5. The growing animal needed a larger pen.
a. writing tool b. enclosure c. menu d. clothing

Read to find out what hatched out of the egg.

Questions:

1. Why did Dr. Ziemer become interested in the egg?
2. What did Mrs. Twitchell mean by the proverb “A watched pot never boils”? Why did she say this?
3. Was Mr. Twitchell serious or joking when he first suggested that the egg might contain a dinosaur?
4. Describe the creature that hatched from the egg.
5. How did Dr. Ziemer explain the appearance of the strange creature?
6. According to Dr. Ziemer, what was the scientific importance of this hatched egg? How did he predict this event would change the Twitchells’ lives?

Questions for Discussion:

1. If an egg, such as the one the Twitchells found, appeared today, how would news of its discovery be communicated? Would Facebook, You Tube, or Twitter become part of the media frenzy?
2. Do you think the Twitchells will enjoy their fame? Would you enjoy being famous?