

# Monkeys in Literature

Grades 2-4

Written by Ruth Solski  
Illustrated by S&S Learning Materials

ISBN 1-55035-301-2

Copyright 1993


All Rights Reserved \* Printed in Canada

#### Permission to Reproduce


Permission is granted to the individual teacher who purchases one copy of this book to reproduce the student activity material for use in his/her classroom only. Reproduction of these materials for an entire school or for a school system, or for other colleagues or for commercial sale is strictly prohibited. No part of this publication may be transmitted in any form or by any means, electronic, mechanical, recording or otherwise without the prior written permission of the publisher. "We acknowledge the financial support of the Government of Canada through the Book Publishing Industry Development Program (BPIDP) for this project."

Published in the United States by:  
On the Mark Press  
3909 Witmer Road PMB 175  
Niagara Falls, New York  
14305  
[www.onthemarkpress.com](http://www.onthemarkpress.com)

Published in Canada by:  
S&S Learning Materials  
15 Dairy Avenue  
Napanee, Ontario  
K7R 1M4  
[www.sslearning.com](http://www.sslearning.com)



# Monkeys in Literature



## TABLE OF CONTENTS

LIST OF RESOURCES.....	4-5
LIST OF VOCABULARY .....	5
TEACHER INPUT SUGGESTIONS .....	6-12
READING RECORD SHEET .....	13
ACTIVITY CHECKLIST .....	14
AUTHOR BIOGRAPHY .....	15-16
<b>FORMAL READING APPROACH:</b> .....	<b>17-70</b>
CURIOUS GEORGE READING ACTIVITY CARDS (GR 3-4) .....	17-30
CURIOUS GEORGE READING ACTIVITY CARDS (GR 1-3) .....	31-60
ARTHUR READING ACTIVITY CARDS (GR 2-4) .....	61-70
<b>INFORMAL READING APPROACH:</b> .....	<b>71-100</b>
MONKEY TALES .....	71-80
MONKEY TALE READING ACTIVITY CARDS .....	81-85
ART ACTIVITY CARDS .....	86-88
WORD STUDY ACTIVITY CARDS .....	89-91
DRAMA ACTIVITY CARDS .....	92-93
CREATIVE WRITING ACTIVITY CARDS .....	94-97
RESEARCH ACTIVITY CARDS .....	98-100

© 1993 Ruth Solski

Permission is granted to the individual teacher who purchases one copy of the book "**Monkeys in Literature**", to reproduce the activities for use in his/her classroom **only**. Reproduction of these materials for an entire school, or for a school system or for other colleagues or for commercial sale is strictly prohibited.



# Curious George

by H.A. Rey

## Reading the Story (Making Inferences)

Copy and complete each sentence.

1. If George hadn't been curious about the large yellow straw hat he .....
2. If George hadn't been curious about flying like seagulls he .....
3. If George hadn't played with the telephone he .....
4. If George hadn't reached for the balloons .....
5. If the wind hadn't died down George .....

## Working With Words (Plurals, Root Words, Antonyms)

Choose **one** of the following activities and complete it.

1. Copy each word below. Beside each one write its **plural**.

- |             |          |
|-------------|----------|
| a) fireman  | d) bunch |
| b) monkey   | e) roof  |
| c) watchman |          |

2. Copy each word below. Beside each one write its **root word**.

- |               |              |
|---------------|--------------|
| a) fascinated | d) surprised |
| b) asleep     | e) mixed     |
| c) wondered   | f) quickly   |



## Curious George

3. Copy the words below. Find words in the story that are opposites. The page number will help you.

- a) small (page 4)      d) dangerous (page 22)  
b) slowly (page 10)    e) ask (page 24)  
c) hard (page 14)      f) open (page 38)

### Being Creative

Choose **one** of the following activities and complete it **well**.

#### 1. Brainstorming:

George got into trouble because he was playing with the telephone. Think of reasons why we shouldn't play with a telephone. List your reasons.


#### 2. Art:

Make a cut and paste picture of the part of the story that you liked the best.

#### 3. Music:

Make up words for a song about Curious George.

Use the tune to "Mary Had a Little Lamb".





## Curious George Takes a Job

by H.A. Rey

### Reading the Story (Emotional Reactions)

Tell how the characters felt in the pictures in the story.

**excited**

**curious**

**surprised**

**scared**

**worried**

**unhappy**

1. Page 5: The zoo keeper looked \_\_\_\_\_.
2. Page 10: George looked \_\_\_\_\_.
3. Page 13: George looked \_\_\_\_\_.
4. Page 15: George looked \_\_\_\_\_.
5. Page 16: The cook looked \_\_\_\_\_.
6. Page 20: George looked \_\_\_\_\_.
7. Page 26: The painter looked \_\_\_\_\_.
8. Page 31: The man in the yellow hat \_\_\_\_\_.
9. Page 39: George looked \_\_\_\_\_.
10. Pages 44, 45: The people looked \_\_\_\_\_.

### Working With Words (Alphabetical Order, Suffixes)

Choose **one** of the following activities and complete it.

1. Write each group of words in alphabetical order.
  - a) jungle, giraffe, zebra, leopards
  - b) cook, zoo keeper, drive, painter
  - c) ambulance, apartment, asleep, actor



## Curious George Takes a Job

2. Add the endings "s, ed, ing" to each root word.

a) smell

b) snore

c) fascinate

d) paint



### Being Creative

Choose **one** of the following activities and complete it **well**.

#### 1. Brainstorming:

George was able to do his jobs quickly because he could use his feet as well as his hands.

Make a list of jobs that you think George would be able to do well.

#### 2. Mapping:

Draw a map to show all the places that Curious George visited. Label each place.

#### 3. Riddles:

Make up **four** or **five** riddles about the different characters in the story. Give your riddles to a classmate to answer.

#### 4. Puppetry:

Team up with some classmates in your group. Make paper bag or stick puppets of the different characters in the story. Make up a puppet play about the story called "Curious George Takes a Job".



## Curious George Rides a Bike

by H.A. Rey

### Reading the Story (Relationships)

Match the sentences to the pictures in the story. **Copy** each sentence and **write** the page number after it.

1. The man gave George a bicycle to ride. Page \_\_\_\_\_
2. George could do tricks on his bicycle. Page \_\_\_\_\_
3. George delivered papers on his bike. Page \_\_\_\_\_
4. George made boats out of all the newspapers. Page \_\_\_\_\_
5. George rode his bicycle in the circus. Page \_\_\_\_\_
6. Curious George rescues a baby bear. Page \_\_\_\_\_

### Working With Words (Syllabication, Synonyms, Root Words)

Choose **one** of the following activities and complete it.

1. Find **six** words that have two syllables.
2. Find a word in the story that means the same as each word below. The page number will help you.

a) bump (page 22)

b) huge (page 26)

c) taken (page 33)

d) ruined (page 35)

e) hanging (page 36)

f) bad (page 37)

