

# Reading with the Magic School Bus Series

Grades 1-3

Written by Barb Scott and Joni Turville  
Illustrated by Sean Parkes

ISBN 1-55035-547-4

Copyright 1998

Revised February 2006


All Rights Reserved \* Printed in Canada

#### Permission to Reproduce

Permission is granted to the individual teacher who purchases one copy of this book to reproduce the student activity material for use in his/her classroom only. Reproduction of these materials for an entire school or for a school system, or for other colleagues or for commercial sale is **strictly prohibited**. No part of this publication may be transmitted in any form or by any means, electronic, mechanical, recording or otherwise without the prior written permission of the publisher. "We acknowledge the financial support of the Government of Canada through the Book Publishing Industry Development Program (BPIDP) for this project."


Published in the United States by:  
On the Mark Press  
3909 Witmer Road PMB 175  
Niagara Falls, New York  
14305  
www.onthemarkpress.com

Published in Canada by:  
S&S Learning Materials  
15 Dairy Avenue  
Napanee, Ontario  
K7R 1M4  
www.sslearning.com



## Table of Contents

Objectives .....	4
About the Author .....	4
Books by Joanna Cole .....	5
Story Summaries.....	6
Teacher Input Suggestions .....	28
Ideas for introducing difficult or unusual words.....	29
Teacher Evaluation Sheet .....	30
My Activity Tracking Sheet .....	33
Activity Cards .....	35
Answer Key .....	77
Snip Art .....	79
Blank Activity Sheet .....	85



## The Magic School Bus at the Waterworks


### Card 2

Compound words are big words that are made up of two smaller words. Look through the book and find **five** compound words. Write them below like this:

Example:

out + side = outside

1. \_\_\_\_\_ + \_\_\_\_\_ = \_\_\_\_\_
2. \_\_\_\_\_ + \_\_\_\_\_ = \_\_\_\_\_
3. \_\_\_\_\_ + \_\_\_\_\_ = \_\_\_\_\_
4. \_\_\_\_\_ + \_\_\_\_\_ = \_\_\_\_\_
5. \_\_\_\_\_ + \_\_\_\_\_ = \_\_\_\_\_
6. \_\_\_\_\_ + \_\_\_\_\_ = \_\_\_\_\_



## The Magic School Bus at the Waterworks

### Card 3

At the end of the story, the children became nervous when Ms. Frizzle announced that their next unit was on volcanoes.

**Write a story** that tells what adventure Ms. Frizzle would take the class on during a study of volcanoes.

Remember to write a good **beginning**, **middle** and **ending** for your story.

**Illustrate** your story too.

**Complete** your activity on the worksheet provided.

# The Magic School Bus Inside the Volcano

## Beginning Sentences:

---

---

---

---

---

## Middle Sentences:

---

---

---

---

---

## Ending Sentences:

---

---

---

---

---



## The Magic School Bus Hops Home

### Card 1

Use the boxes on the sheet provided to draw **cartoons** showing the main events in the story.

Use **speech balloons** in each "frame".

The Magic School Bus Hops Home	

# The Magic School Bus Hops Home
