

Reading with Phoebe Gilman

Grades 1-3

**Written by Kathleen Rodgers
Illustrated by Sean Parkes**

**ISBN 1-55035-537-6
Copyright 1998
Revised December 2005**

All Rights Reserved * Printed in Canada

Permission to Reproduce

Permission is granted to the individual teacher who purchases one copy of this book to reproduce the student activity material for use in his/her classroom only. Reproduction of these materials for an entire school or for a school system, or for other colleagues or for commercial sale is **strictly prohibited**. No part of this publication may be transmitted in any form or by any means, electronic, mechanical, recording or otherwise without the prior written permission of the publisher. "We acknowledge the financial support of the Government of Canada through the Book Publishing Industry Development Program (BPIDP) for this project."

Published in the United States by:
On the Mark Press
3909 Witmer Road PMB 175
Niagara Falls, New York
14305
www.onthemarkpress.com

Published in Canada by:
S&S Learning Materials
15 Dairy Avenue
Napane, Ontario
K7R 1M4
www.sslearning.com



Reading with Phoebe Gilman




Table of Contents


Objectives	4
Author Biography.....	4
List of Resources	5
Teacher Input Suggestions	6
Teacher Evaluation Sheets	13
Student Activity Tracking Sheet	16
List of Skills	17
Story Summaries.....	17
Individualized Reading Activities	20
Reproducible Creative Activities	30
Answer Key	52
Reproducible Blank Activity Cards	60



#1

The Balloon Tree

by Phoebe Gilman



A) Comprehension:

1. Where did Princess Leora's father go?
2. How could Princess Leora signal her father if something went wrong?
3. How did the Archduke prevent Princess Leora from signaling her father?
4. What did the wizard tell Princess Leora to do?
5. To whom did Princess Leora go to ask for a balloon?
6. Who had the last balloon?
7. What happened after Princess Leora planted the balloon?
8. What did the King do when he saw the balloons?
9. What happened to the Archduke and his men?

B) Word Study:

A **root word** is the basic word without **prefixes** or **suffixes** (extra letters at the **beginning** or **ending** of a word).

1. Print the **root word** for each of the following words.

a) kingdom b) invitation c) toymaker d) magical

Sometimes the letter "y" makes a **vowel sound** like a **long e** or a **long i**, like **candy** or **cry**.

2. Which sound do they make in the following words?

a) happy b) grumpy c) worry d) why e) my f) fly

C) Thinking About the Story:

Why did Princess Leora know that the Archduke was a bad man and her father did not?



#2 Jillian Jiggs

by Phoebe Gilman



A) Comprehension:

1. What was wrong with Jillian Jiggs' bedroom?
2. Name **two** things the children made from the boxes.
3. Name **five** ways the children dressed up.
4. What did Jillian's mother do when she saw the bedroom after they played?
5. Why did Jillian stop playing at the end?

B) Word Study:

Words that sound the same like small - all, sigh - cry, play - day, rhyme.

1. From the story, find **five** pairs of rhyming words.

Words that have **two different consonants** written together like "cl" or "fr" or "st" are called **blends**.

2. From the story, find a word that starts with each of these blends.

a) cl b) cr c) dr d) pl e) pr f) tr


C) Thinking About the Story:

Jillian Jiggs likes to dress and play imaginative games. Tell about your favorite game to play.

#3

Little Blue Ben

by Phoebe Gilman



A) Comprehension:

1. Who lived in the glen?
2. What different ways did the Blue Hen prepare the eggs?
3. How did Blue Cat and Little Blue Ben decide who would eat the blue eggs at dinner time?
4. Look at the pictures. Name three places that Little Blue Hen hid.
5. What did Blue Cat and Little Blue Ben do with their supper eggs?

B) Word Study:

The **vowel o** can make different sounds when partnered with other vowels like the **short o** in “on”, **long o** in “road”, **oi** in “soil”, the **long oo** in “soon”, or short **oo** in “book”, or **ou** in “about”.

1. Look through the story and find **three** words that make each **sound**.

A **root word** is the basic part of the word without **prefixes** or **suffixes** (extra letters at the **beginning** or the **ending** of a word).

2. Print the **root word** for the following words:

a) winner b) disappears c) tinier d) trickier e) greatest

C) Thinking About the Story:

If you were Little Blue Ben, what would you do about your food?



#4

The Wonderful Pigs of Jillian Jiggs

by Phoebe Gilman

A) Comprehension:

1. Why was mother happy one Saturday morning?
2. What did Jillian do with the buttons she found?
3. Name your favorite five pigs Jillian made.
4. What did Jillian do with her pigs?
5. How did Jillian save her pigs?

B) Word Study:

Words that **sound the same** like fun - done, pigs - jiggs, and go - know, **rhyme**.

1. From the story find and print **five rhyming pairs** of words.

Antonyms are words that are **opposite in meaning**, like **on - off** or **up - down**.

2. From the story **find** and **print** the word that is the antonym of:

a) messy b) big c) young d) under e) buy

C) Thinking About the Story:

Jillian made many different types of pigs.

Which pig was your favorite? Why?

If you made a pig, what would it be like?

Tell me and draw me a picture.