

# **Contraction Action Skill Center**


Remedia Skill Centers have been designed to give students an alternative practice in developing specific skills. This skill center will help students learn to form contractions.

## **Contents**

1. **Pre/Post Test** for assessing skill levels (page 5).
2. **Class Record** to track student completion of activities (page 6).
3. **Student Contract** for students to keep track of completed activities (page 7).
4. **Five (5) Hands-On Folder Activities** ready to assemble. Each includes:
  - a. **Cover Art** to be colored, cut out and glued on front of folder.
  - b. **Manipulative Shapes** to be colored, cut out, and laminated.
  - c. **Record Sheets:** to be duplicated for students to record the results of each activity as they complete it (pp. 11, 15, 20, 25, 29).
5. **Seven (7) Supplemental Practice Pages** to be used for reinforcement, enrichment and assessment (pages 30-36).
6. **Teacher Provided Materials:**
  - 5 legal size folders
  - 10 spring clothespins
  - 48 Velcro spots
  - 5 resealable sandwich bags

## Using the Contraction Action Skill Center

This skill center will be used most effectively when set up in a quiet corner so students may work independently, following instruction.



1. Prepare the **Activity Folders** (5 legal size folders, teacher provided).
  - a. Place cover art (pp. 8, 12, 16, 21, 26) on front.  
Label the folder (see page 3).
  - b. Put two pockets inside folder.  
(The bottom part of a manila envelope works well.)
2. Duplicate **student contract** (one per student).  
As students complete each activity, they should color the corresponding space on the contract.
3. Duplicate **record sheets** (pp. 11, 15, 20, 25, 29 — one per student).  
As students complete record sheets, they should place the sheets in a designated place for the teacher to review.
4. Prepare the **manipulatives** for each activity.
5. In order for the center to be self-checking, complete a corresponding answer key for each record sheet and make it available as students complete each activity.

# Contraction Action Skill Center

Following is a list of words from which the contractions used in this center are made.

A - Rocket	B - Helicopter	C - Race Car	D - Sailboat	E - Roller Blade
I will	are not	I have	he is	I am
he will	can not	you have	she is	you are
she will	could not	we have	it is	we are
we will	did not	they have	here is	they are
they will	do not	I would	where is	what are
you will	does not	you would	that is	why are
it will	had not	she would	what is	
that will	has not	he would	there is	
this will	have not	they would	when is	
what will	is not	we would	who is	
	was not	who would		
	were not	would have		
	will not			
	would not			

## Contraction Action Answer Key

**Pre/Post Test:** 1) aren't 2) I've 3) you'll 4) there's 5) we've 6) he'd 7) it's 8) haven't 9) she will 10) here is 11) you are 12) they have 13) had not 14) who would 15) do not 16) I am 17) they'll 18) won't 19) who's 20) would've 21) Why're

**A-will/Record Sheet:** 1) you'll 2) she'll 3) that'll 4) this'll 5) what'll 6) they'll 7) we'll 8) it'll 9) he'll 10) I'll

**B-not/Record Sheet:** 1) does not 2) can not 3) have not 4) had not 5) did not 6) will not 7) are not 8) was not 9) is not 10) has not 11) would not 12) could not 13) do not 14) were not

**C-have, would/Record Sheet:** 1) I have 2) you have 3) we have 4) they have 5) I would 6) you would 7) she would 8) they would 9) he would 10) we would 11) who would 12) would have

**D-is/Record Sheet:** 1) he is 2) what is 3) where is 4) when is 5) here is 6) it is 7) there is 8) that is 9) who is 10) she is

**E-am, are/Record Sheet:** 1) I am 2) you are 3) we are 4) they are 5) what are 6) why are

**Page 30:** when's, haven't, you're, I've, he'd, that'll

**Page 31:** they'll, can't, here's, you'll, isn't, We're, He's, I've, they'd, hasn't  
1) He's 2) they'll/you'll 3) isn't 4) We're 5) they'll/you'll 6) hasn't

**Page 32:** 1) We'd 2) It's 3) won't 4) What're 5) They'll 6) aren't 7) They've 8) You're 9) Didn't 10) We're

**Page 33:** I will, you will, they will, we will, it will, he will, that will, why will, this will, who will

**Page 34:** they're, that's, it's, we're, she's, I'm, you're, who's

**Page 35:** Suggested answers, some may vary: 1) didn't 2) won't 3) aren't 4) doesn't 5) won't 6) hadn't 7) isn't

**Page 36:** aren't/are not, haven't/have not, didn't/did not, can't/can not, wasn't/was not, don't/do not  
1) aren't 2) doesn't 3) didn't 4) isn't 5) won't 6) can't

Name \_\_\_\_\_

**Contraction Action  
Pre/Post Test**

**Read the two words. Write the contraction.**

- |             |       |             |       |
|-------------|-------|-------------|-------|
| 1. are not  | _____ | 5. we have  | _____ |
| 2. I have   | _____ | 6. he would | _____ |
| 3. you will | _____ | 7. it is    | _____ |
| 4. there is | _____ | 8. have not | _____ |

**Read each contraction. Write the two words used to make it.**

1. she'll \_\_\_\_\_
2. here's \_\_\_\_\_
3. you're \_\_\_\_\_
4. they've \_\_\_\_\_
5. hadn't \_\_\_\_\_
6. who'd \_\_\_\_\_
7. don't \_\_\_\_\_
8. I'm \_\_\_\_\_

**Write the contraction to finish each sentence.**

1. She said \_\_\_\_\_ come to the party later.  
they will
2. Jeff \_\_\_\_\_ be in school tomorrow.  
will not
3. Do you know \_\_\_\_\_ going to the game?  
who is
4. I \_\_\_\_\_ been here sooner, but my car broke down.  
would have
5. \_\_\_\_\_ those people looking up in the sky?  
Why are

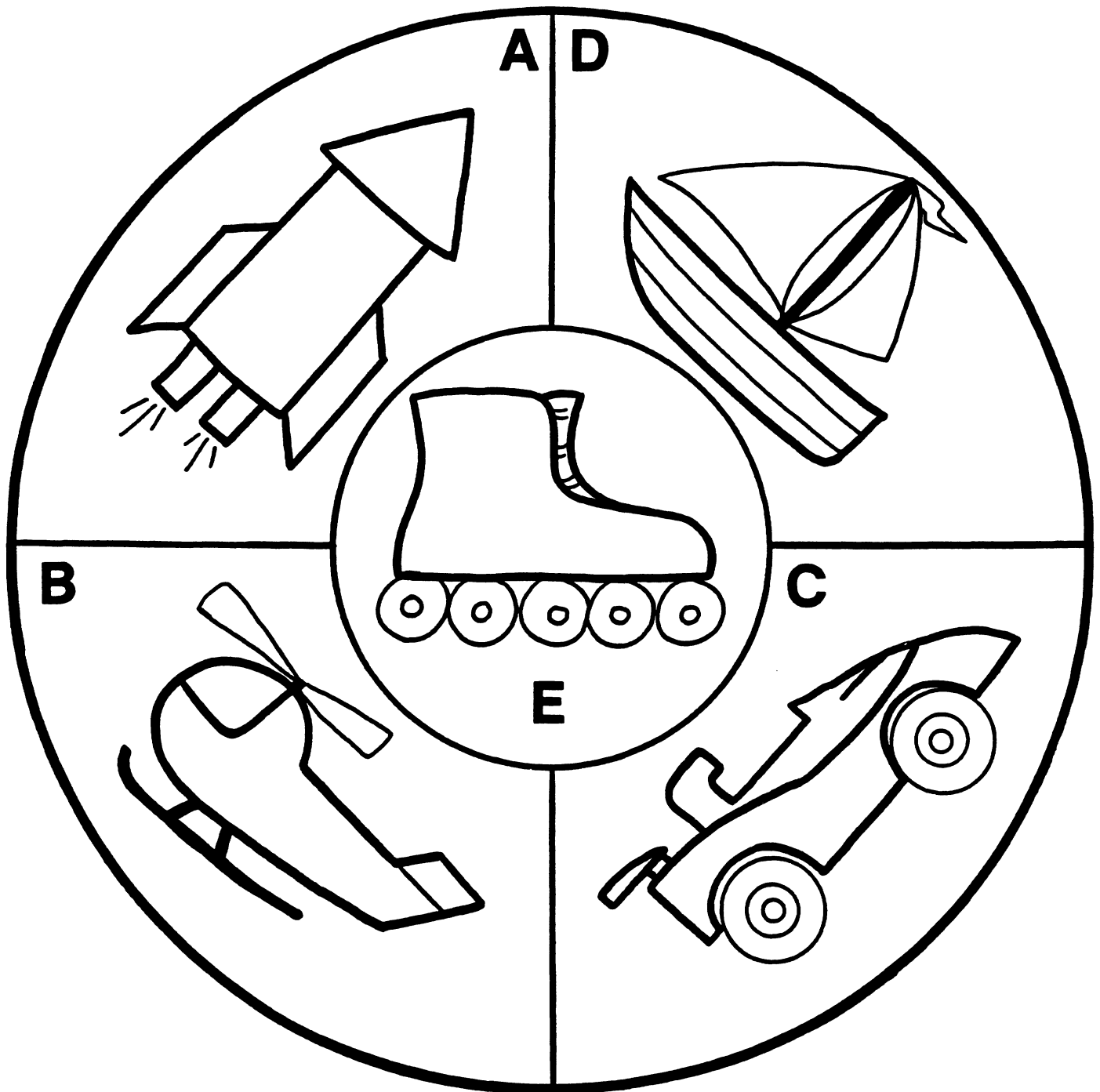
## Contraction Action Class Record

[illegible]

# Contraction Action Contract

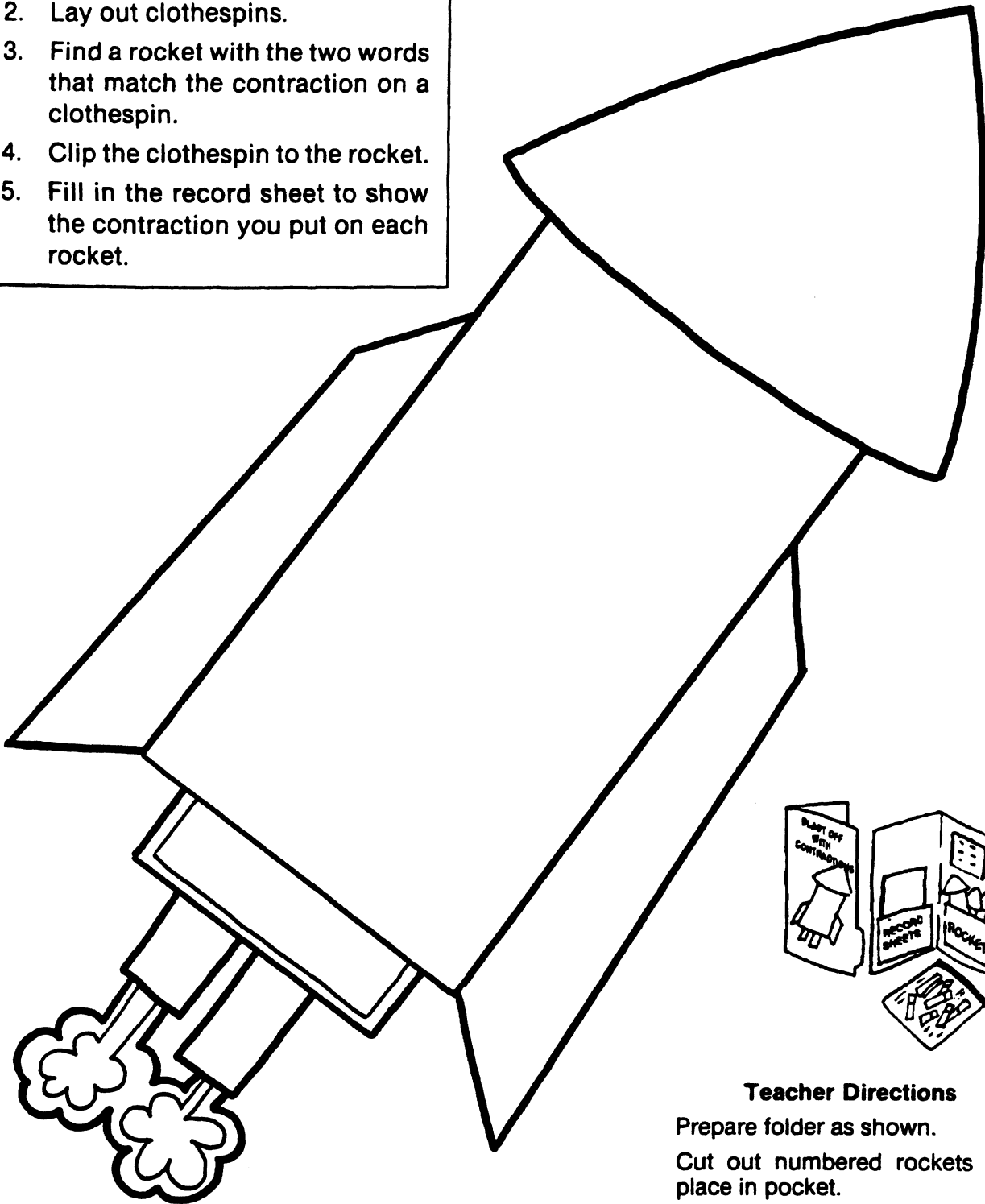
Name \_\_\_\_\_ Date started: \_\_\_\_\_

Date finished: \_\_\_\_\_



**Directions**

1. Lay out rockets in order.
2. Lay out clothespins.
3. Find a rocket with the two words that match the contraction on a clothespin.
4. Clip the clothespin to the rocket.
5. Fill in the record sheet to show the contraction you put on each rocket.



**Teacher Directions**

Prepare folder as shown.

Cut out numbered rockets and place in pocket.

Write contractions (pg. 4, list A) on flat side of spring clothespins.

Store clothespins in sandwich bag.