




Contents

	TEACHER GUIDE	
•	Assessment Rubric	4
•	How Is Our Literature Kit™ Organized?	5
•	Graphic Organizers	6
•	Bloom's Taxonomy for Reading Comprehension	7
•	Summary of the Story	7
•	Vocabulary	8
•	Suggestions for Further Reading.....	8
•	Discussion Questions	9
	STUDENT HANDOUTS	
•	Spotlight on Maurice Sendak.....	10
•	Language and Comprehension Activities	
	<i>Phonics</i>	11
	<i>Word Study</i>	17
	<i>Comprehension</i>	23
	<i>Reading Response Mini-Book</i>	29
	<i>Writing Tasks</i>	35
	<i>Crossword</i>	41
	<i>Word Search</i>	42
•	Vocabulary Cards	43
•	Comprehension Quiz	46
	EASY MARKING™ ANSWER KEY	48
	GRAPHIC ORGANIZERS	53

Assessment Rubric

Where the Wild Things Are



Student's Name: _____ Task: _____ Level: _____

	Level 1	Level 2	Level 3	Level 4
Details	Student can give one detail from the story	Student can give two details from the story	Student can give three details from the story	Student can give four or more details from the story
Characters	Student refers to characters using he or she	Student refers to characters using the boy or the girl	Student refers to characters using names	Student refers to all characters using full names and titles
Information	Student gives incorrect information	Student gives mixed up information	Student gives literal information	Student gives correct information
Questions and Answers	Student cannot answer any teacher questions	Student provides some answers to teacher questions	Student provides correct answers to teacher questions	Student provides thoughtful responses to teacher questions

STRENGTHS:

WEAKNESSES:

NEXT STEPS:



Activity Eight

Find the words in the story. Fill in the blanks with the letters from the list. The first one has been done for you.

ea

ui

ei

ou

oa

1. sa i l

2. y _ _ _ r

3. o c _ _ _ n

4. t h _ _ _ r

5. p l _ _ _ s e

6. c _ _ _ l i n g

7. a r _ _ _ n d

8. s _ _ _ t

9. b _ _ _ t

Activity Nine

Read the word. **Say** the word. How many different **vowel sounds** does it have? The first one has been done for you.

1. boat



①

2. private



○

3. gnashed



○

4. rolled



○

5. terrible



○

6. showed



○

7. rumpus



○

8. forest



○

9. anything



○

10. frightened



○

11. stepped



○

12. claws



○



Activity Three

Here are words from the story in the **past** tense. Write each verb in the **present** tense.

1. was _____

2. hung _____

3. wore _____

4. came _____

5. made _____

6. found _____

7. sent _____

8. cried _____

9. grew _____

10. smelled _____

Activity Four

Write the words in proper sentence order.

1. terrible They teeth. their gnashed

2. roared roars? their Who terrible

3. Who claws? their terrible showed

Dealing with Anger



HOW DO YOU DEAL WITH SITUATIONS THAT MAKE YOU ANGRY?

- In the first column of the chart write down things that make you angry. In the second column tell how you deal with your anger.
- In the third column think how you could have handled your anger in a more positive way.
- Share your answers with a partner.

SITUATION	HANDLED HOW	MORE POSITIVE WAY

SAMPLE