

# Critical Thinking Skills

Because of Winn-Dixie

Skills For Critical Thinking	Chapter Questions										Writing Tasks	Graphic Organizers
	1-2	3-5	6-7	8-10	11-14	15-17	18-20	21-23	24-26			
<b>LEVEL 1</b> Knowledge <ul style="list-style-type: none"> <li>Identify Story Elements</li> <li>Recall Details</li> <li>Match</li> <li>Sequence</li> <li>List</li> </ul>	✓	✓	✓	✓	✓	✓	✓	✓	✓	✓	✓	✓
<b>LEVEL 2</b> Comprehension <ul style="list-style-type: none"> <li>Compare Characters</li> <li>Summarize</li> <li>State Main Idea</li> <li>Describe</li> <li>Interpret</li> </ul>	✓		✓				✓	✓	✓	✓	✓	✓
<b>LEVEL 3</b> Application <ul style="list-style-type: none"> <li>Choose Information</li> <li>Identify Outcomes</li> <li>Apply What Is Learned</li> <li>Make Connections</li> </ul>		✓		✓	✓	✓	✓	✓			✓	✓
<b>LEVEL 4</b> Analysis <ul style="list-style-type: none"> <li>Draw Conclusions</li> <li>Identify Supporting Evidence</li> <li>Infer Character Motivations</li> <li>Identify Cause &amp; Effect</li> <li>Identify Relationships</li> </ul>	✓	✓	✓	✓	✓	✓	✓	✓	✓	✓	✓	✓
<b>LEVEL 5</b> Synthesis <ul style="list-style-type: none"> <li>Predict</li> <li>Design (i.e., An Investigation)</li> <li>Create</li> <li>Imagine Alternatives</li> </ul>			✓	✓				✓	✓	✓	✓	✓
<b>LEVEL 6</b> Evaluation <ul style="list-style-type: none"> <li>State &amp; Defend An Opinion</li> <li>Make Judgements</li> <li>Explain</li> </ul>	✓	✓	✓		✓	✓	✓	✓	✓	✓	✓	✓

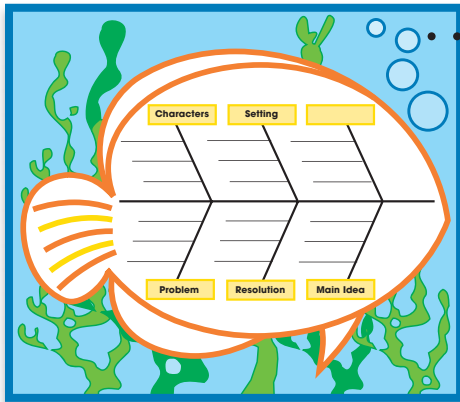
Based on Bloom's Taxonomy



# 1,2,3

## Graphic Organizer Transparencies

The three **Graphic Organizer Transparencies** included in this **Literature Kit™** are especially suited to a study of **Because of Winn-Dixie**. Below are suggestions for using each organizer in your classroom, or they may be adapted to suit the individual needs of your students. The transparencies can be used on an overhead projector in teacher-led activities, and/or photocopied for use as student worksheets. To evaluate students' responses to any of the organizers, you may wish to use the **Assessment Rubric** (on page 4).





### FISHBONE GRAPHIC ORGANIZER

A Fishbone Graphic Organizer is an effective tool for collecting and recording information as students read through the novel. Each "bone" to jot down point form notes, phrases, or ideas about different aspects of the novel. For instance, the setting "bone" is a place to record words that describe the time and place, and possibly the atmosphere of the novel. The Fishbone is also an excellent springboard for further discussion and writing. Completed, it can be used as an overview of the novel, or as rough notes for more detailed responses, such as in a book report. It's important to review each of the story elements on the Fishbone before reading. Students can add extra lines to each bone if more room is required. **Found on Page 53.**

### PERSONAL RESPONSE: WRITING OPINIONS AND MAKING CONNECTIONS

With this Personal Response Organizer students discuss and evaluate what they have read. It focuses students' attention on making connections between the text and their own ideas, feelings, and experiences (i.e., *life experiences and experiences with text and other forms of communication*). Students express their opinions of the book and provide supporting evidence from the text, ask any questions they still have as a prompt for further discussion, and visualize a scene from the novel. As a beginning point for this activity, explain the expectation that as they write their answers, students must always support their opinions, etc., with examples from the text. **Found on Page 54.**



### TREE GRAPHIC ORGANIZER

Like Gloria Dump's ghost tree in shape, this organizer allows students to examine various aspects of the novel. If Opal's name is written on the sign on the trunk, and the names of five other characters are written in the ovals, with one name per oval, the rectangular boxes can serve as a place to describe the relationship Opal has with each character. Similarly, with Opal's name on the tree trunk sign, students can write one of the novel's themes in each oval (i.e., *loss, loneliness, abandonment, loving those around you, etc.*), and in the rectangular boxes explain how each relates to Opal's life. **Found on Page 55.**

SAMPLE




# Chapters Six and Seven

Answer the questions in complete sentences.

1. What kind of books do you like to take out of the library?  
\_\_\_\_\_
2. If you could have a library of your own, and you could arrange it in any way that you like, with the books that you enjoy, what would it be like? Tell three things about your special library. (You might even want to design it on another piece of paper!)  
\_\_\_\_\_  
\_\_\_\_\_

## Vocabulary



### Across

1. biting insects
2. a person who works in a library
3. a furry animal
4. fiction books
5. a person who you play with

### Down

1. a short way of saying "madam"
2. a building where there are many books
6. a pinch-faced girl
7. a person who reads
8. the way you feel



# Chapters Six and Seven

## Part A

### 1. Which answer best describes...

#### a) Miss Franny Block?

- A someone who misses her friends
- B mean and old
- C tall and fair

#### b) the reason why Miss Franny was given a library?

- A a wedding present
- B a treat
- C a birthday present

#### c) the animal that once went into Miss Franny's library?

- A a fox
- B a bear
- C a badger

#### d) how Miss Franny scared the bear away?

- A whistled at it
- B turned the light on and off
- C threw a book and yelled at it

#### e) how the men in town treated Miss Franny?

- A teased her
- B laughed at her
- C pointed at her

#### f) how Winn-Dixie reacted to the story?

- A he barked
- B he smiled
- C he wagged his tail

### 2. Circle **T** if the statement is TRUE or **F** if it is FALSE.

- T  F  a) Miss Franny, a small old woman who runs the library in Naomi, was the first friend Opal made there.
- T  F  b) Miss Franny thought Winn-Dixie was a bear.
- T  F  c) Dogs are allowed in the Herman W. Block Memorial Library.
- T  F  d) Miss Franny threw the novel War and Peace at the bear.
- T  F  e) Pinched-faced Amanda Wilkinson is friendly to Opal.



# Chapters Six and Seven

## Part B

Answer the questions in complete sentences.

1. Why did Opal spend so much time at the Herman W. Block Memorial Library that first summer in Naomi?

---

---

2. How was Miss Franny's father able to build her a library for her birthday?

---

---

3. Even though they are very different in some ways, Opal and Miss Franny have a lot in common. Compare two characters by listing the things they have in common.

---

---

4. What can you infer from Opal's description of Amanda Wilkinson as "pinched-faced"? What does Opal think of her?

---

---

5. What conclusions can you draw from Miss Franny's wink at Opal?

---

---

SAMPLE

### Journal Activity



Miss Franny sighs and seems sad when she remembers that she is alone, because her friends are all gone. Imagine if your friends all went away. How would you feel? How would your life be different?