

# Mastery Test Summary Form

Student's Name \_\_\_\_\_  
 Birth Date \_\_\_\_\_ Age \_\_\_\_\_  
 School \_\_\_\_\_ Grade \_\_\_\_\_  
 Examiner's Name \_\_\_\_\_

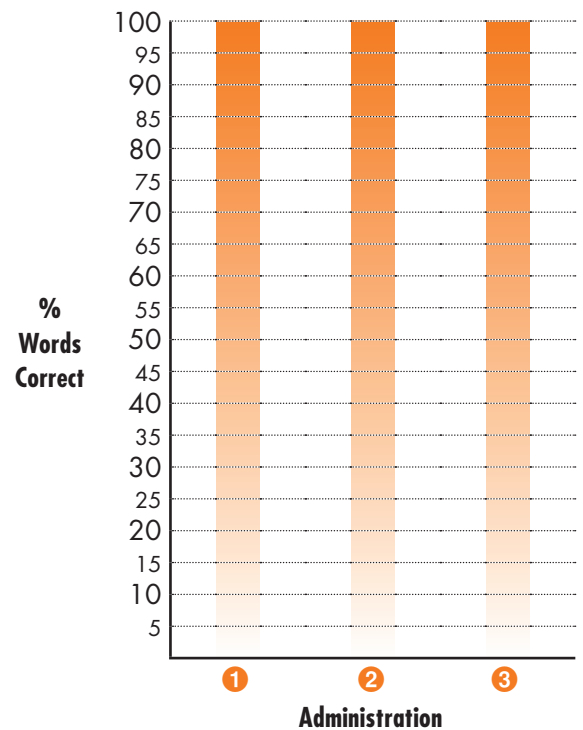

Dates of Test Administrations  
 ① \_\_\_\_\_ through \_\_\_\_\_  
 ② \_\_\_\_\_ through \_\_\_\_\_  
 ③ \_\_\_\_\_ through \_\_\_\_\_

## Recommendations

DATE

_____	_____
_____	_____
_____	_____
_____	_____
_____	_____
_____	_____

## Progress Graphs



# Mastery Test

## Scoring Form

Dates of Testing \_\_\_\_\_ through \_\_\_\_\_

Student's Name \_\_\_\_\_

Examiner's Name \_\_\_\_\_

Type of Administration:    Group    Individual

Subtest 1       

Subtest 2       

### Subtest 1: Discrimination

Answer	Check if Correct	Word Group	Lesson	Reading Level		
				1	2	3
1. time	<input type="checkbox"/>	1	154	•		
2. been	<input type="checkbox"/>	2	178	•		
3. dress	<input type="checkbox"/>	3	189		•	
4. money	<input type="checkbox"/>	4	208	•		
5. winter	<input type="checkbox"/>	5	231		•	
6. read	<input type="checkbox"/>	6	237	•		
7. wrong	<input type="checkbox"/>	7	260	•		
8. follow	<input type="checkbox"/>	8	275		•	
9. race	<input type="checkbox"/>	9	293		•	
10. clean	<input type="checkbox"/>	10	311	•		
11. push	<input type="checkbox"/>	11	322	•		
12. thank	<input type="checkbox"/>	12	350	•		

Total Words Correct

### Subtest 3: Word Recognition

Answer	Check if Correct	Word Group	Lesson	Reading Level		
				1	2	3
1. from	<input type="checkbox"/>	1	160	•		
2. end	<input type="checkbox"/>	2	180	•		
3. did	<input type="checkbox"/>	3	187	•		
4. very	<input type="checkbox"/>	4	214		•	
5. why	<input type="checkbox"/>	5	223	•		
6. lunch	<input type="checkbox"/>	6	234	•		
7. keep	<input type="checkbox"/>	7	259	•		
8. fun	<input type="checkbox"/>	8	273	•		
9. sign	<input type="checkbox"/>	9	287		•	
10. left	<input type="checkbox"/>	10	318	•		
11. arm	<input type="checkbox"/>	11	321		•	
12. less	<input type="checkbox"/>	12	346	•		

Total Words Correct

### Subtest 2: Picture/Phrase Match

Answer	Check if Correct	Word Group	Lesson	Reading Level		
				1	2	3
1. 1 (people)	<input type="checkbox"/>	1	157		•	
2. 3 (home)	<input type="checkbox"/>	2	177	•		
3. 2 (show)	<input type="checkbox"/>	3	186	•		
4. 3 (door)	<input type="checkbox"/>	4	215		•	
5. 3 (wash)	<input type="checkbox"/>	5	225		•	
6. 1 (shoes)	<input type="checkbox"/>	6	240		•	
7. 3 (learn)	<input type="checkbox"/>	7	256			•
8. 2 (trip)	<input type="checkbox"/>	8	267		•	
9. 2 (clothes)	<input type="checkbox"/>	9	294		•	
10. 1 (afternoon)	<input type="checkbox"/>	10	309		•	
11. 2 (birthday)	<input type="checkbox"/>	11	325		•	
12. 1 (sister)	<input type="checkbox"/>	12	336	•		

Total Words Correct

#### Reading Levels

Reading levels are provided for the words scored in this test for informational purposes only. Level 2 teaches 200 words plus compound words, and students can attain a reading level of 2.0 to 3.0.

# Interpreting the Results

# 3

In this chapter, we discuss how to record, analyze, and interpret *Mastery Test* results. Topics include completing the Summary Form, the various types of information yielded by the test, and recommendations for student instruction.

## Completing the Summary Form

The Summary Form is used to summarize the student's *Mastery Test* performance over as many as three test administrations and to document recommendations for instruction based on those results. An example of a Summary Form, pages 1 and 2, completed for Sam, is provided in Figure 3.1.

### • Step 1: Identifying Information

The student's name, date of birth, age, school name, grade, and examiner's name as well as the dates for the duration of testing are included in this section.

### • Step 2: Scoring

Transfer data from the Scoring Form to page 2 of the Summary Form.

1. In Subtests 1, 2, and 3, write *1* in the box below each Word Group to indicate a correct response. Leave the box blank for an incorrect response. In Subtest 4, write *1*, *2*, or *3* in the box below each Word Group to indicate the number of correct responses in each Word Group of three.
2. Record the total for each Word Group in the circle below each column, and check the Mastery box be-

low each total if the score is 5 or 6. (A score of 6 equals 100% correct, and a score of 5 equals 85% correct.)

3. Record the number of correct answers for each subtest under the Words Correct in Level 2 heading. The maximum number correct for Subtest 1, 2, and 3 is 12; the maximum number of correct answers for Subtest 4 is 36. Record the total for all four subtests, then divide the total by 72 to obtain the percentage of words correct for Level 2.

### • Step 3: Progress Graphs

Transfer data from page 2 of the Summary Form to page 1 of the Summary Form in the Progress Graphs section.

#### Word Groups Mastered

In the numbered column that matches the number of the test administration, shade the blocks that indicate the Word Groups for which the student has demonstrated mastery.

#### % Words Correct

In the numbered column that matches the number of the test administration, place an X at the point on the scale that indicates the percentage of words correctly demonstrated by the student.

**Edmark**  
READING PROGRAM  
Second Edition  
Level 2

# Mastery Test

# Manual












**Katherine O. Synatschk**

**Gail R. Ryser**



8700 Shoal Creek Boulevard  
Austin, TX 78757  
800-897-3202 Fax: 800-397-7633  
[www.proedinc.com](http://www.proedinc.com)

**Examples**

	what	that	they	trip
	mouse	milk	happy	many
<hr/>				
 1	find	time	take	tree
 2	bear	book	been	green
 3	dress	drink	grass	day
 4	mother	they	many	money
 5	winter	which	paper	water
 6	ride	read	right	eat
 7	write	front	long	wrong
 8	flower	follow	window	funny
 9	rain	ride	race	back

# Mastery Test Student Booklet

Dates of Testing \_\_\_\_\_ through \_\_\_\_\_  
Examiner's Name \_\_\_\_\_

Type of Administration:    Group    Individual  
Subtest 1                                  
Subtest 2                               

\_\_\_\_\_  
Student's Name

\_\_\_\_\_  
Identification Number