

# Contents

Get ready to explore! ..... 7

## Getting around your community .....13



Riding in a car ..... 14



Riding the bus ..... 22



Taking a taxi ..... 34



Crossing the street ..... 44




Asking for help ..... 52

**At home with friends ..... 61**



Answering the door ..... 62



Ordering a pizza ..... 72




Being a dinner guest ..... 80

**Being with other people ..... 91**



In a waiting room ..... 92



In line ..... 102



In an elevator ..... 112



At the table ..... 122



In a restaurant..... 130

**Out shopping ..... 141**



Grocery store..... 142



Department store..... 154



Clothing purchase ..... 166



Vending machine ..... 176



ATM ..... 186

**Around town .....197**




**Hairdresser..... 198**



**Library ..... 206**



**Movie theater..... 218**



**Fast food..... 226**

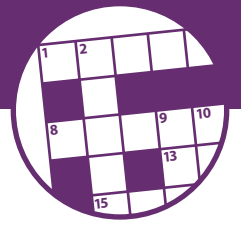








**Laundromat ..... 236**



**Pharmacy ..... 246**

**Glossary .....255**



1	van		a box-shaped vehicle large enough to carry a group of people
2	seat belt		a safety belt used to hold you in your seat in case of an accident
3	adjust		to make a small change or correction
4	permission		approval to do something
5	distract		to take someone's attention away from something
6	PARKING sign		a sign that shows you where you can park your vehicle



# FACTS

## Riding in a car



Most of us ride in a car or **van** a lot. We



want to always be safe. Buckle your **seat belt** before



the car starts moving. Don't **adjust** the radio, windows, or



air conditioning without **permission**. Talk quietly so you don't



**distract** the driver. Get out of the car away from traffic.



Following these rules can make your car ride fun and safe.



## STEP BY STEP

# Riding in a car

1



Decide whether to sit in the front seat or back seat.

2



Open the door.

3



Sit in the car and close the door. Watch out for your fingers.

4



Fasten your seat belt.

5



Lock your door.

6



Ask the driver before adjusting the radio.