

Lesson 8: Bear Throws Away His Dessert


Read the story and look at the pictures.



Bear likes to go to the park. Today he is having a picnic at the park.



After he eats, Bear throws away his trash.



Bear walks to the swing but feels sad.

Comprehension Questions

Level 1

1. Who is in this story?
2. Where is Bear?
3. What does Bear eat?
4. What does Bear throw away?
5. How does Bear feel as he walks to the swing?

Level 2

6. When does Bear throw away his trash?
7. Bear looks happy in pictures 1 and 2, but he looks and feels sad in picture 3. What happened?
8. Why is bear thinking about his cupcake in picture 3?
9. Did Bear want to eat his cupcake? Why do you think that?


Level 3

10. What will Bear do after he throws away his trash?
11. Why did Bear throw away his cupcake?
12. Bear accidentally threw his cupcake in the trash and now he is sad. What could he do to feel better?

Lesson 8: Bear Throws Away His Dessert

Make up your own story. Cut out the pictures you want to use in your story. Choose one picture to answer each question. Put the pictures in order to tell what happens first, next, and last. Glue your pictures in the boxes on page 30.


1. Who will go on a picnic?



2. What will the animal pack in his picnic basket?



3. Where will the animal have the picnic?



Example Story Structure

Use the following example for reference only. The student will use the pictures he selected to tell his story.

Frog is going on a picnic. He packs a banana in his picnic basket. He has his picnic on the big rock.

Lesson 8: Bear Throws Away His Dessert

Have the child sequence his picture choices from page 29 to make a three-part story. After he puts the pictures in the correct order, have him glue them in the boxes below. Use the story prompts to assist the child in telling you about his story. Use the personal application prompts to further probe the child's comprehension and application to real-life scenarios.

first ①	next ②	last ③

Story Question Prompts


1. Tell me about each picture.
2. What happens first? Next? Last?
3. Who is going on a picnic?
4. What does the animal pack in his picnic basket?
5. Where does the animal sit to have his picnic?

Personal Application Prompts

1. Who would you like to take on a picnic?
2. What kind of food would you pack?
3. Where would you have a picnic?
4. When is a good time for a picnic?
5. Why is having a picnic fun?
6. When is not a good time for a picnic?
7. What could happen to ruin a picnic?

Lesson 8: Tunnel Slide Blues


Read the story and look at the pictures.



This will be Emily's first time going down a tunnel slide. Her mom will catch her at the bottom of the slide.



Emily decides not to go down the tunnel slide. She thinks the slide is too dark and scary.



Mom rides down the slide! She tells Emily it was fun.

Comprehension Questions

Level 1

1. What kind of slide is in this story?
2. Who decides not to go down the slide?
3. Who is afraid at the top of the slide?
4. Who will catch Emily at the bottom of the slide?
5. Who rides down the slide at the end of the story?

Level 2

6. How many times has Emily gone down a tunnel slide?
7. How does Emily feel about going down this tunnel slide?
8. How does Emily get off the slide?


Level 3

9. What do you think Emily's mom will do next? Why?
10. Do you think Emily will try the tunnel slide next time? Why?
11. What should Emily do about her fear of tunnel slides? Why?
12. How are a tunnel slide and a regular slide alike? How are they different?


Lesson 8: Tunnel Slide Blues

Make up your own story. Cut out the pictures you want to use in your story. Choose one picture to answer each question. Put the pictures in order to tell what happens first, next, next, next, and last in your story. Glue your pictures in the boxes on page 120.


1. Who will go down the slide?




4. Will the slide be long or short?



2. What kind of slide will it be?



5. Who will catch the person/dog at the bottom of the slide?



3. How will the person/dog feel about going down the slide?



Example Story Structure

Use the following example for reference only. The student will use the pictures he selected to tell his story.

Nicole is going down the waterslide. She is excited. It is a long waterslide. Her grandpa catches her at the bottom.

Lesson 8: Tunnel Slide Blues

Have the child sequence his picture choices from page 119 to make a five-part story. After he puts the pictures in the correct order, have him glue them in the boxes below. Use the story prompts to assist the child in telling you about his story. Use the personal application prompts to further probe the child's comprehension and application to real-life scenarios.

first	next	next	next	last
①	②	③	④	⑤

Story Prompts

1. Tell me about each picture.
2. What happens first? Next? Next? Next? Last?
3. Who goes down the slide?
4. What kind of slide is it?
5. How does the person/dog feel about going down the slide?
6. Is the slide long or short?
7. Who catches the person/dog at the bottom of the slide?

Personal Application Prompts

1. Tell me about the different kinds of slides that you have gone down.
2. Do you like to try going down a new slide? Why?
3. Who catches you at the bottom of the slide?
4. What is your favorite kind of slide? Why is it your favorite?
5. Where is your favorite slide?
6. What safety rules do you know about slides?

Lesson 15: Little Dino's Big Roar

Have the child sequence his picture choices from page 140 to make a five-part story. After he puts the pictures in the correct order, have him glue them in the boxes below. Use the story prompts to assist the child in telling you about his story. Use the personal application prompts to further probe the child's comprehension and application to real-life scenarios.

first ①	next ②	next ③	next ④	last ⑤

Story Prompts

1. Tell me about each picture.
2. What happens first? Next? Next? Next? Last?
3. Who plays a game?
4. What game do the kids play?
5. Where do the kids play?
6. When do the kids play the game?
7. Who joins the game?

Personal Application Prompts

1. Who do you like to play with?
2. Why do you enjoy playing with this person?
3. Tell me some ways to include a new person in your game.
4. How might someone act if the person feels left out?
5. How can you tell when someone is having a good time?