
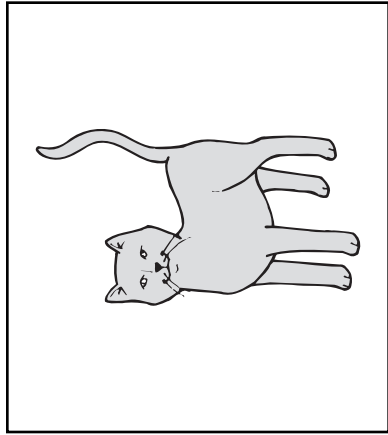

What Questions

1. What is in the box?
2. What is on the shelf?
3. What is under the bed?
4. What is in her purse?
5. What floats away?
6. What tells time?
7. What holds up my pants?
8. What cleans my hands?
9. What comes after Friday?
10. What comes before math?
11. What tastes good on popcorn?
12. What is Lily riding?
13. What is the worker opening?
14. What are we eating?
15. What happens if a wave hits a sand castle?
16. What happens if you pet a cat?
17. What happens if you water flowers?
18. What does Grandpa use to gather leaves?
19. What does the girl use to cut yarn?
20. What does Jack put on to play in the snow?

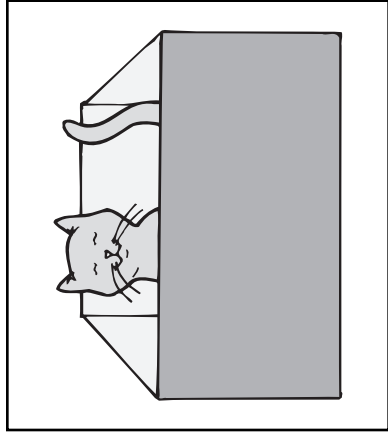


Modeling Script:

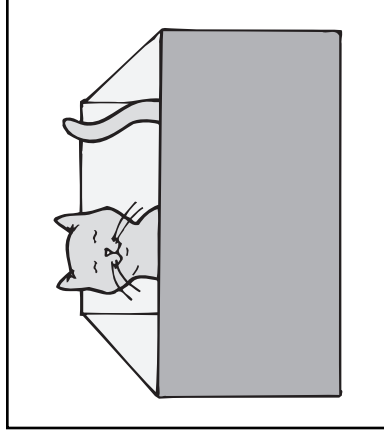

1. Look at the pictures at the top of the page. Let's point to the pictures and tell what is happening. **A snowman melts.**
2. Now look at the pictures at the bottom of the page. When you see this big question mark, you start with the question word inside the circle. This word is **what**.
3. Now let's ask the whole question while we point to each picture. **What melts?**
4. Now let's write the words under each picture. Remember, a written question ends with a question mark.



A cat




is in the box.



Why Questions

1. Why is the boy yawning?
2. Why is Aunt Jenny smiling?
3. Why is the door open?
4. Why is the woman wet?
5. Why is the toast black?
6. Why is the lamp on?
7. Why is the ice cream gone?
8. Why are the leaves falling?
9. Why are the deer frightened?
10. Why are the boys and girls standing in line?
11. Why does the tire need air?
12. Why does the catcher wear a mask?
13. Why does the boy get the dog food?
14. Why did the egg break?
15. Why did the little boy cry?
16. Why did the newspaper blow away?
17. Why did the man make a fire?
18. Why should you sleep in a tent?
19. Why should we stand?
20. Why should you call your mom?



Modeling Script:

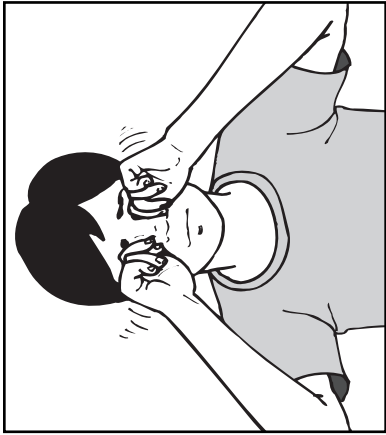
1. Look at the pictures at the top of the page. Let's point to the pictures and tell what is happening. **The man is drinking water because he is hot.**
2. Now look at the pictures at the bottom of the page. When you see this big question mark, you start with the question word inside the circle. This word is **why**.
3. Now let's ask the whole question while we point to each picture. **Why is the man drinking water?**
4. Now let's write the words under each picture. Remember, a written question ends with a question mark.



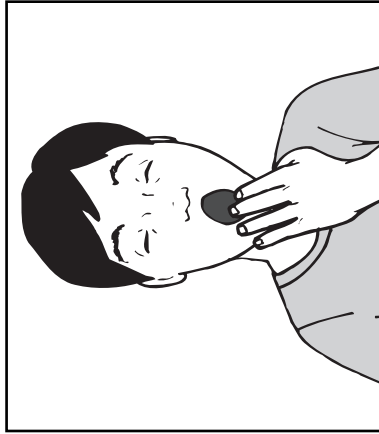
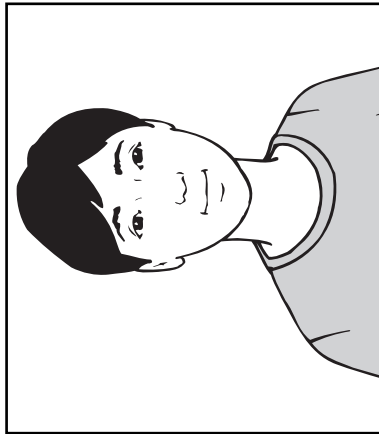
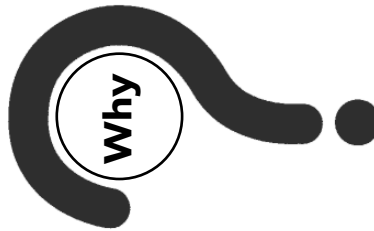
The boy _____




_____ is yawning




_____ because he is tired.

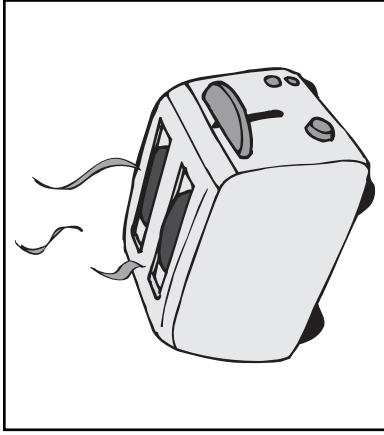






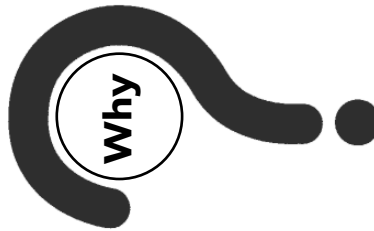
The toast



is black



because it burned.



Unit Review

Write a question that starts with **why** for each picture.



_____?

