



---

# Noun + Verb

---

1. The boy is running.
2. The boy is swimming.
3. The boy is swinging.
4. The boy is reading.
5. The girl is skipping.
6. The girl is sewing.
7. The girl is skiing.
8. The girl is singing.
9. The girl is smiling.
10. The baby is crawling.
11. The children are coloring.
12. The children are playing.
13. The children are skating.
14. The children are painting.
15. The cat is scratching.
16. The dog is digging.
17. The bird is singing.
18. The owl is flying.
19. The parrot is talking.
20. The snowman is melting.

**1**



The boy    is running

The boy is running


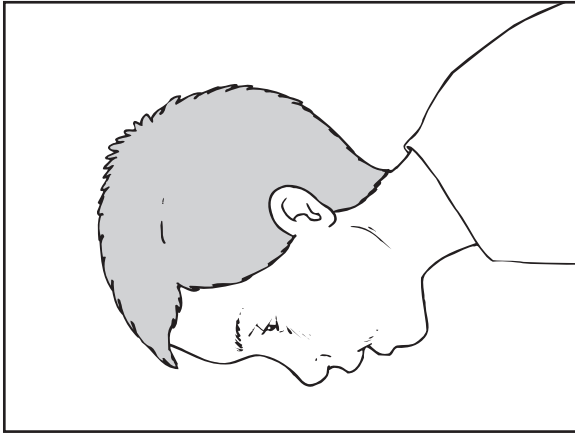
Modeling Example:

1. The first picture shows "**The boy.**" Let's write that under the picture.
2. In the next picture, what has changed? The boy is running. We might say "**is running.**" Let's write "**is running**" under that picture.
3. Now let's put the words all together to tell everything that is happening in the last picture. "**The boy is running.**"

---

1

---



---

## Noun + Prepositional Phrase + Verb


---

1. The boy in the bed is sleeping.
2. The children in the tent are sleeping.
3. The bear in the cave is sleeping.
4. The boy in the bathtub is singing.
5. The children in the choir are singing.
6. The bird in the nest is singing.
7. The girl at the table is eating.
8. The cats with stripes are eating.
9. The cow in the barn is eating.
10. The boy on the swing is smiling.
11. The boy on the ladder is painting.
12. The boy with the backpack is walking.
13. The boy with the hat is bouncing.
14. The girl with the doll is crying.
15. The girl on the slide is waving.
16. The girl behind the door is hiding.
17. The girl on the phone is talking.
18. The girl in the bathing suit is diving.
19. The children on the trampoline are jumping.
20. The boy in the car is reading.

---

**1**

---

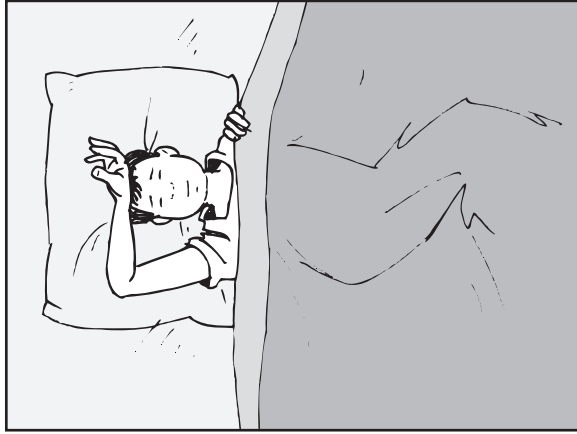
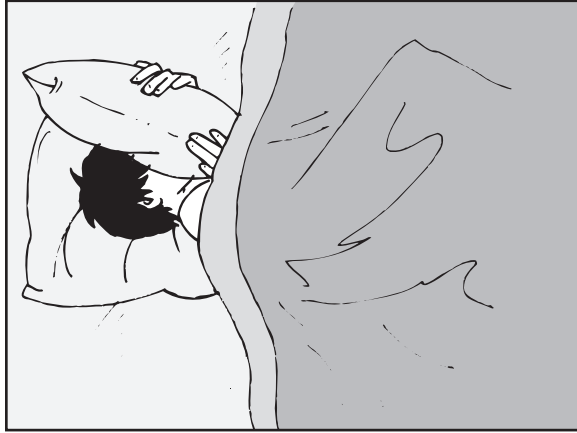
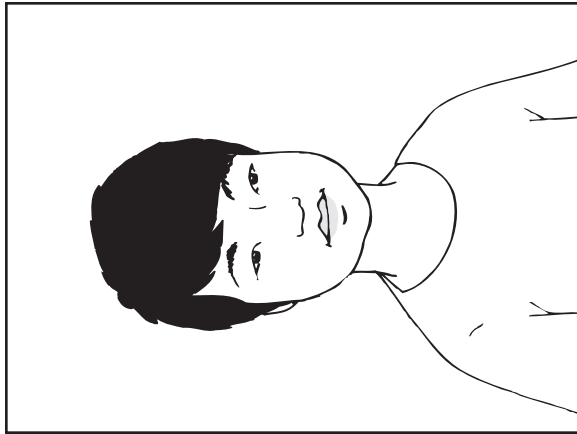





The boy       in the bed     is sleeping  

                    The boy in the bed is sleeping

Modeling Example:

1. The first picture shows "**The boy.**" Let's write that under the picture.
2. In the next picture, where is the boy? He's in the bed. Let's write "**in the bed**" under the picture.
3. Look at the next picture. What is the boy doing? He's sleeping. Let's write "**is sleeping**" under the picture.
4. Now let's put the words all together to tell all about the last picture. "**The boy in the bed is sleeping.**"






---

# Noun + Verb + Adjective + Adverbial Clause

---

1. The girl is crying because she lost her balloon.
2. The girl is sad because her doll is broken.
3. The boy is scared because the dog is barking.
4. The woman is angry because her window is broken.
5. The man is hot because he is running.
6. The dog is wet because it is raining.
7. The cat is afraid because the dog is chasing it.
8. The team is excited because they won.
9. The fisherman was happy because he caught a big fish.
10. The boy was proud because he scored a goal.

1



The girl is crying because she lost her balloon

The girl is crying because she lost her balloon.

Modeling Example:

1. The first picture shows "**The girl.**" Let's write that under the picture.
2. In the next picture, what is happening? The girl is crying. We might say "**is crying.**" Let's write that down.
3. The last picture shows why the girl is crying. We might say "**because she lost her balloon.**" Let's write that down.
4. Now let's put the words all together to tell all about the last picture. "**The girl is crying because she lost her balloon.**"

