

Lesson Plans

Day One

1. Sing “The Matt and Molly Song.” (Tune: “Frère Jacques”)

Have all the students gather on the floor in front of a chalk ledge. Ask, “Who would like to come up and help me lead ‘The Matt and Molly Song’?” Choose one student to help you lead.

SLP and leader	Matt and Molly
Students	Matt and Molly
SLP and leader	Language time
Students	Language time
SLP and leader	Listen and look.
Students	Listen and look.
SLP and leader	Here we go.
Students	Here we go.

2. Introduce the story of the week.

Say, “I have a new story to tell you. The title of the story is ‘_____.’ Are you ready to see the first picture? Are you sure? Okay. Here is picture number one.”

3. Describe the picture.

Hold up picture number one. Make sure all the students can see it. Ask, “What’s happening in picture number one?” Encourage the students to tell about the people, things, and places illustrated in the picture.

Introduce new vocabulary concepts as they appear in the story. (Key vocabulary words are in boldface in each story.) After the students describe the picture and you explain any new vocabulary, place the picture on the chalk ledge so all the students can see it.

4. Predict the next event.

Ask, “What do you think will happen next?” Let the students predict what might happen in picture number two. Encourage participation with reinforcement, such as, “What a great idea! I like the way you’re thinking!”

Let several students make predictions. Then ask, “Are you ready to see picture number two?” Hold up picture number two and act surprised about what you see. Then ask the students, “What’s happening in picture number two?”

5. Choose the ending to answer the wh- question.

Hold the wh- question strip so it’s facing the student. If you’re working at a table, lay down the strip so it’s facing the student. Point to each word as you read the wh- question. Go back

Homework Sheet

We used the story *Matt and Molly Are Caring for a New Pet* to practice answering WHERE questions this week. Your child answered the WHERE question in the story by choosing one of the two endings.


Cut out the pictures. Read the text below picture number one, pointing to the words as you read them. Then lay the picture on the table. Do the same for picture number two and picture number three. Next, ask the WHERE question. Show your child picture number 4a and picture number 4b and ask him to choose one. He may tell you his choice, point to it, or touch it with an unsharpened pencil. After your child chooses a picture, say, "Good choice!" Then read the text for that picture and lay the picture on the table. Finally, retell the entire story one more time. For added fun, act out the story with your child!

1




Matt and Molly have a new pet.
He is a little hamster named Fuzzy.

2



Matt and Molly have a cage for Fuzzy.
They put water and food inside his cage.

3



Matt and Molly also have a cat. Matt says, "I am worried the cat will try to hurt Fuzzy." Molly says, "You don't need to worry. I know a safe place for Fuzzy."

Where should Molly put
Fuzzy's cage?

**ON TOP OF THE
BOOKSHELF**

or


**ON TOP OF THE
REFRIGERATOR**

4a




Molly says, "We should put Fuzzy's cage on top of the bookshelf.
The cat won't be able to get up there. It is too high."
Matt says, "Good idea, Molly!"

4b



Molly says, "We should put Fuzzy's cage on top of the refrigerator.
The cat won't be able to get up there. It is too high."
Matt says, "Good idea, Molly!"



Matt and Molly also have a cat. Matt says, “I am worried the cat will try to hurt Fuzzy.” Molly says, “ You don’t need to worry. I know a safe place for Fuzzy.”

Matt and Molly Are Caring for a New Pet