




16 Books in Two Levels

Environmental Print Series—Level One includes 16 full-color books about adolescent characters who encounter signs in their everyday lives. All books are provided in two levels for differentiated instruction.



Four books feature Street and Road Signs.




Four books feature Restaurant Signs.



Four books feature Work Place Signs.



Four books feature Community Signs.





Jim sees a sign at the end of his street.



Jim sees a sign at the end of his street.



The sign is red and white and has eight sides.



Based on students' abilities, teachers can form two small groups, one reading the Level A book and the other reading the Level B book. Or teachers can choose to start students with the Level A book and move to the Level B book during the course of the unit.

Level A books have one line per page, allowing students to focus on the main idea.

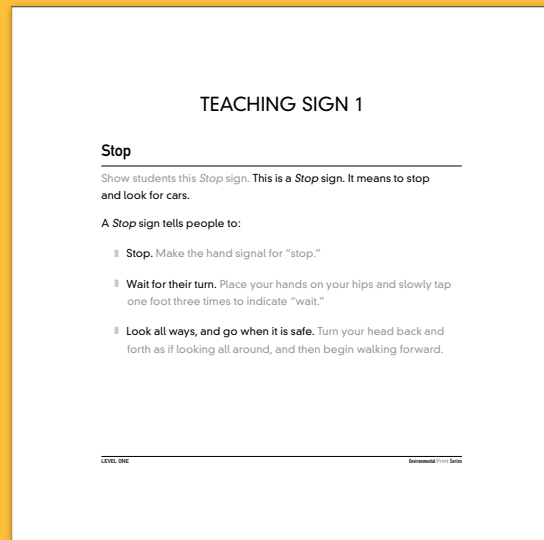
Level B books feature two lines of text per page and provide additional details of the same story presented in Level A.

48 Signs

The program teaches students to identify and explain the meaning of 48 signs seen in the community.



Kinesthetic actions reinforce the definition. Students can see, hear, and experience the meaning of each sign.



An easy-to-understand definition and key points are printed on the back of each Teaching Sign.

5 sets of 48 Student Sign Strips with Velcro™ are included in each kit.



Each Student Sign is laminated and features Velcro™ for matching activities.

Level One Signs in Order of Introduction

- | | | | |
|------------------------|------------------------------|--|------------------------------------|
| 1. Stop | 13. Men | 25. Must Wear Gloves | 37. Food |
| 2. Bike Lane | 14. Caution–Wet Floor | 26. Be Careful–Hot | 38. Escalator |
| 3. Playground Ahead | 15. Place Trash Here | 27. Employees Must Wash Hands Before Returning to Work | 39. Women |
| 4. Speed Limit | 16. Breakfast 24/7 | 28. Caution–Automatic Door | 40. All Dogs Must Be on a Leash |
| 5. Slippery When Wet | 17. Accessible Entrance | 29. Elevator | 41. Picnic Area |
| 6. Signal Ahead | 18. Please Wait to Be Seated | 30. Danger–High Voltage | 42. No Swimming |
| 7. Buckle Up | 19. Open | 31. No Food or Drink | 43. Neighborhood Crime Watch |
| 8. Airport | 20. No Pets | 32. Shoplifters Will Be Prosecuted | 44. Beware of Dog |
| 9. Pedestrian Crossing | 21. Drive-Thru | 33. Limit–6 Items | 45. Speed Bump Ahead |
| 10. Railroad Crossing | 22. Watch Your Step | 34. Fire Escape Route | 46. Take a Number |
| 11. Hospital | 23. Please Seat Yourself | 35. No Smoking | 47. Express Lane–15 Items or Fewer |
| 12. Visitor Parking | 24. Restrooms | 36. Exit | 48. Return Carts Here |

Through the Retell Mat and Sequence Cards, students gain hands-on practice in retelling and summarizing each story in the program.

Retell Mat and Sequence Cards

This functions as a modified writing activity. As students place each picture in sequence, they are essentially “composing” a story.



Students identify the beginning, middle, and end of the story.

One set of Sequence Cards is provided for each book.



Images on the Sequence Cards match illustrations in the books.

