

Table of Contents

Introduction

Welcome Letter	4
Helpful Family Resources	5

Weekly Activities

Week 1 Activities	13
Week 2 Activities	23
Week 3 Activities	33
Week 4 Activities	43
Week 5 Activities	53
Week 6 Activities	63
Week 7 Activities	73
Week 8 Activities	83
Week 9 Activities	93

Appendices

Appendix A: Activity Cards	103
Appendix B: Answer Key	113
Appendix C: Parent Handbook	121



Biomes

Directions: Use the Code Bank to uncover the names of different biomes.

Code Bank

a	b	c	d	e	f	g	h	i	j	k	l	m
*	?	@	#	\$	%	^	&	+	=	~	!	>
n	o	p	q	r	s	t	u	v	w	x	y	z
¢	©	÷	¬	Δ	π	∞	Ω		Σ		±	∧

1

\$ π \$ Δ ∞

2

% © Δ \$ π ∞

3


© @ \$ * ¢

4

÷ © ¢ #

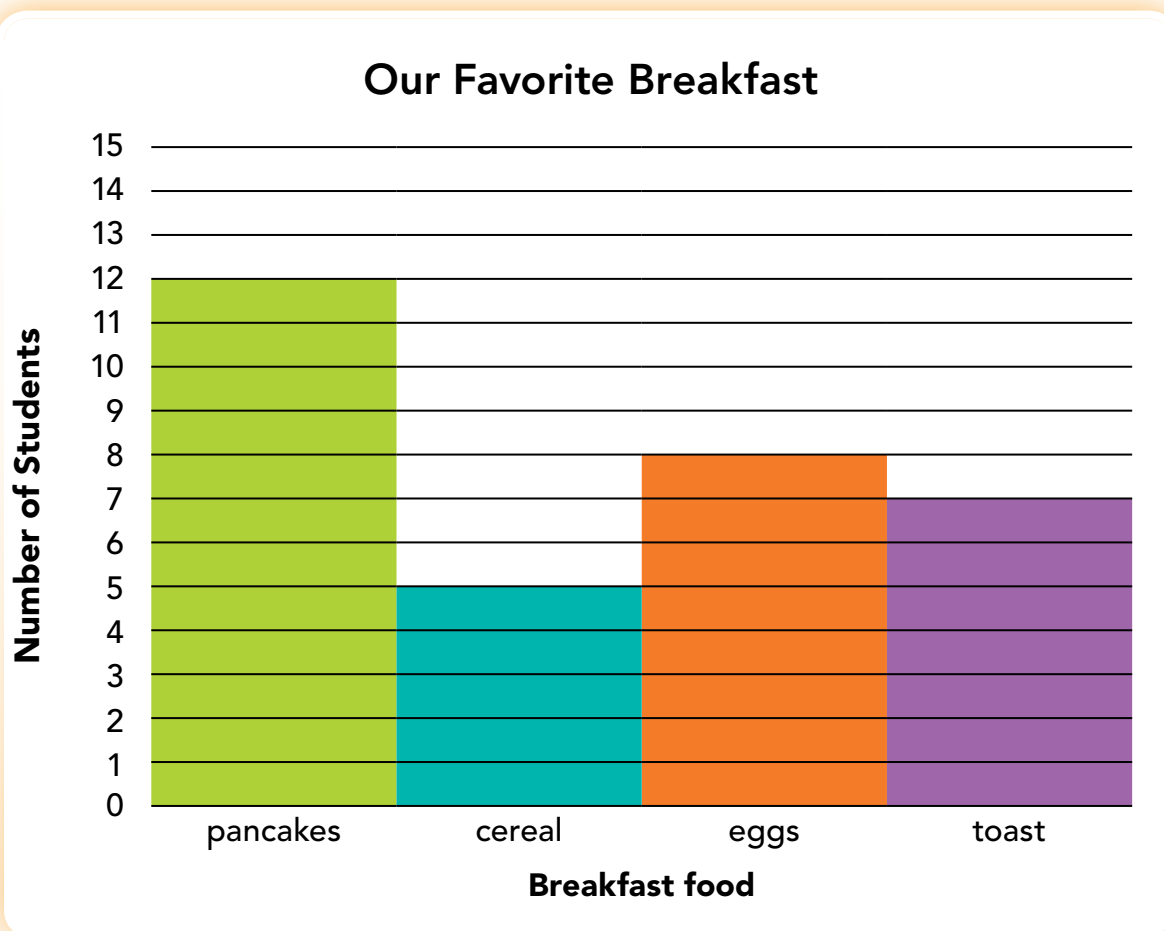
5

∞ Ω ¢ # Δ *



Breakfast Graph

Directions: Use the bar graph to answer the questions.





- 1 How many students choose cereal or eggs? _____
- 2 How many more students like pancakes than cereal?

- 3 What is the breakfast that most students pick?

New Currency

Directions: Artists help design our money. Design two new bills. You get to decide the bill values and the new looks!



Working with Root Words

Directions: Divide the words below into prefixes and root words.

Word	Prefix	Root Word
1 misuse	<i>mis</i>	<i>use</i>
2 preheat		
3 restart		
4 unhappy		
5 untidy		
6 redo		

