



What Is Happening? ②


➔ Look at each picture. Then check the sentence that describes what is happening.




- _____ a. The girl's boots are heavy.
_____ b. The girl's boots are dirty.



- _____ a. The boy is missing teeth.
_____ b. The boy is not happy.




- _____ a. The girl is hiding.
_____ b. The girl is lost.



- _____ a. The dad is pleased.
_____ b. The dad is angry.


What Happened Before? ②

➔ Look at each picture carefully. Then check the best answer to the question.




1. The girl's boots are dirty. She is making a mess on the kitchen floor. What might have happened before she did this?

- _____ a. She ran a race.
- _____ b. She walked through some mud.




2. The girl is hiding behind the chair. What might have happened before she did this?

- _____ a. She started playing a game of hide and seek with her friends.
- _____ b. Her best friend knocked on the door.



3. The boy is missing two teeth. What might have happened before he lost them?

- _____ a. He drank a glass of milk.
- _____ b. His front teeth felt loose.



4. The dad is angry. What might have happened before he became angry?

- _____ a. The kids did something naughty.
- _____ b. The kids finished doing their homework.

Using *Because* to Link Cause and Effect ②

➔ Read each item in the What Happened column and the linking word *because*. Then check the phrase that explains why it happened.

What Happened (Effect)	Why It Happened (Cause)
1. The crowd in the stadium was very quiet	because _____ a. the home team just scored. _____ b. the home team was losing.
2. There are hundreds of people lined up outside the store	because _____ a. a big sale is going on today. _____ b. they are all lost.
3. Smoke is coming out of the chimney of a house	because _____ a. the house is on fire. _____ b. there is a fire in the fireplace.
4. Two boys are waiting outside the principal's office	because _____ a. they were fighting on the playground. _____ b. they don't want to go back to class.
5. Rita put her hand to her mouth after she ate some soup	because _____ a. the soup was very hot. _____ b. she doesn't like soup.
6. Lisa's face, neck, and arms are very red	because _____ a. she sat at her desk too long. _____ b. she was in the sun too long.
7. Mom held her hands over her ears at the concert	because _____ a. the music was really good. _____ b. the music was too loud.

Completing *If/Then* Statements ②

- ➔ Complete each sentence by telling what will happen if you take each action.
An example is done for you.

	If	Then
1.	If you volunteer to help clean off the table and do the dishes after dinner,	then your mom or dad will be very happy with you.
2.	If you don't line up when the bell rings at the end of recess,	
3.	If you need to get to the eighth floor of a building but the elevator is broken,	
4.	If someone is allergic to peanut butter but eats some anyway,	
5.	If someone lifts weights and works out at the gym a lot,	
6.	If you take a phone message for someone and forget to give it to that person,	
7.	If you are having your piano lesson today but you haven't practiced at all,	
8.	If you need to use your family's computer for an assignment but it isn't working,	
9.	If you miss the last bus that will get you to school on time,	
10.	If you get a new board game but there are no directions with it,	