



Crazy Animals, *continued*

Name _____

Cut out the pictures on page 23. Glue them on the animals below and on page 21. Then describe each animal using good speech.



lamb



duck

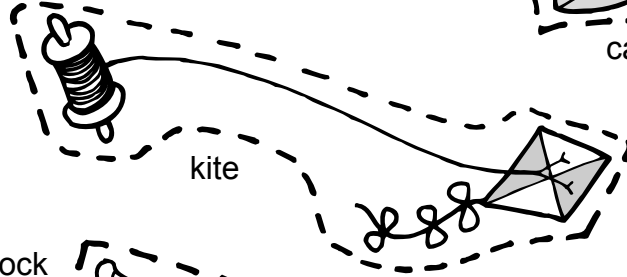
Crazy Animal Pictures

Name _____

Cut out the pictures below. Glue them on the animals on pages 21 and 22.



boot



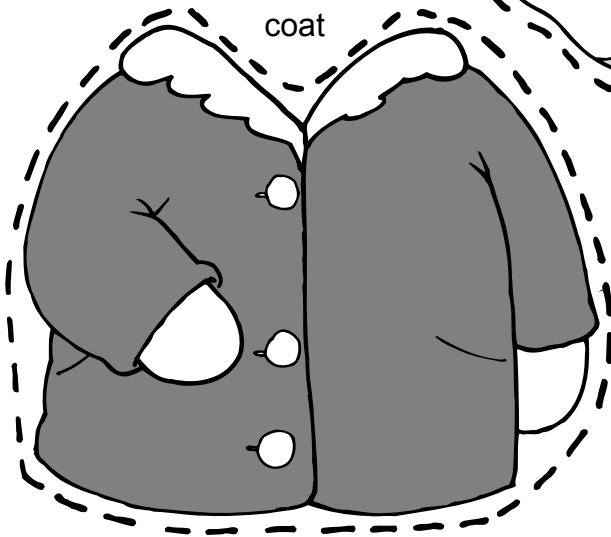
kite



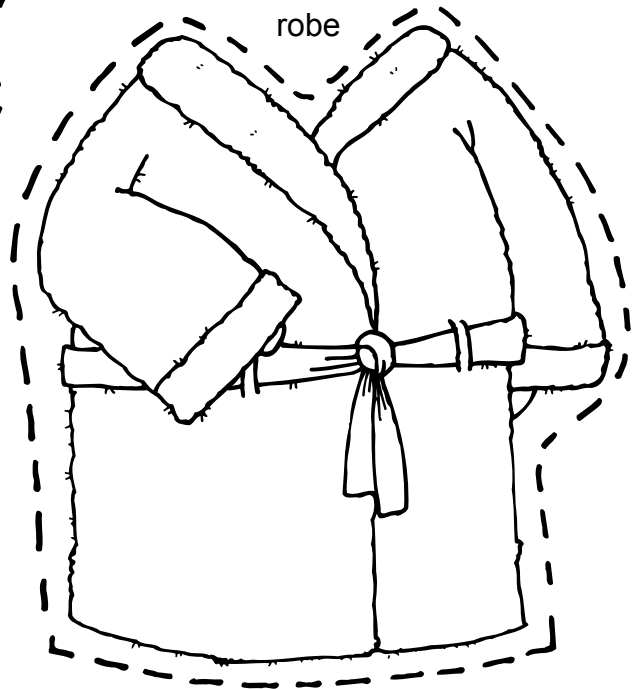
cap



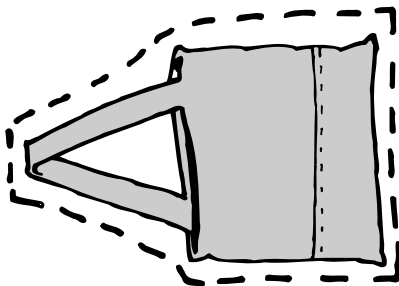
sock




coat



robe



bag




hat

Treasure Boxes

Name _____





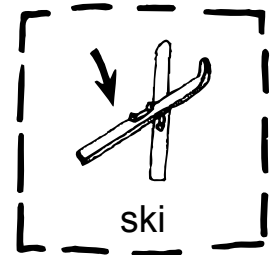


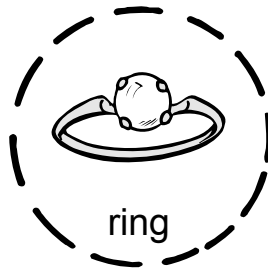
Cut out the minimal pair pictures on pages 128 and 129. Name each pair of pictures using good speech. Then glue the pictures in the treasure boxes. Put the pictures in circles in one of the treasure boxes and the pictures in squares in the other treasure box.



Minimal Pair Pictures for *Treasure Boxes*

Name _____

Cut out the minimal pair pictures below and on page 129. Glue them in the treasure boxes on page 127.



Minimal Pair Pictures for *Treasure Boxes*. continued

Name _____

Cut out the minimal pair pictures below and on page 128. Glue them in the treasure boxes on page 127.

