

Word List Retention

Exercise 6

Recall by Attribute Inclusion

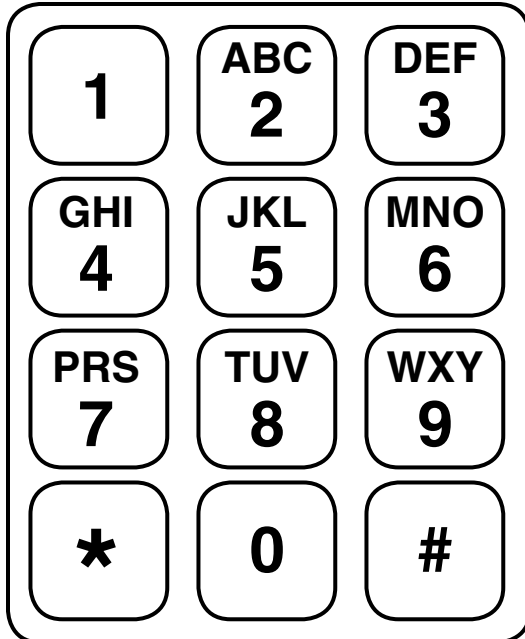
Read the five words in each list aloud. Then pause while your client rehearses the words. If your client can't recall all the words, say them again. Then ask the question.

1. colt puppy kitten lamb chick
Which one is the largest?
2. car truck bus airplane van
Which one is the heaviest?
3. year century week month decade
Which one is the shortest amount of time?
4. penlight floodlight lamp match flashlight
Which one is the brightest?
5. grapes yogurt bread cheese crackers
Which one is the crispiest?
6. fire water hamburger pudding eggs
Which one is the hottest?
7. plants rocks leaves dirt flowers
Which one is the hardest?
8. corduroy sandpaper road glass gravel
Which one is the smoothest?
9. steel glass aluminum wood cloth
Which one is the strongest?
10. hat car house clothes chair
Which one is the most expensive?
11. door hallway bathroom closet family room
Which one is the widest?
12. fish dog turtle worm snake
Which one is the noisiest?

Memory for Numbers and Sentences

Exercise 1

Converting Telephone Numbers to Words



Many telephone numbers can be converted into words by using the letters associated with the numbers. For example, 776-4332 could be:

7 7 6 - 4 3 3 2
P R O - I D E A

The Internal Revenue Service uses this system for some of its telephone numbers. For example, the national line for ordering tax forms is:

1-800-829-3676

If you list the possible letters for each number, you'll find you can spell these words:

8 2 9 - 3 6 7 6
T A W **C M P M**
U B X **E N R N**
V C Y **F O S O**

Have your client write his phone number and others that he calls on a regular basis. Have your client use the system explained above to remember these phone numbers. Instruct your client to cover the page as you ask him to recall the individual numbers. (Remember, there are no letters that correspond to the numbers 1 or 0 so your client will need to come up with a different strategy for remembering those numbers.)

Person or Place

Telephone Number

Word(s)

_____	_____	_____
_____	_____	_____
_____	_____	_____
_____	_____	_____
_____	_____	_____



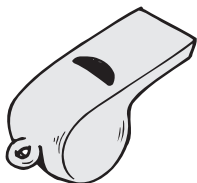
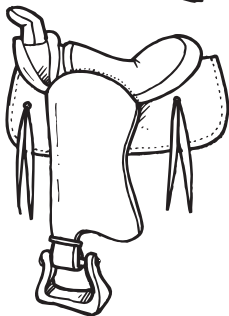

Picture Associations

Exercise 5



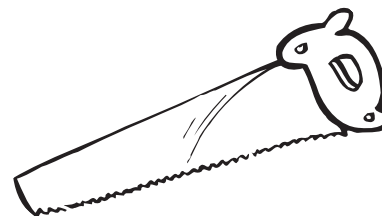
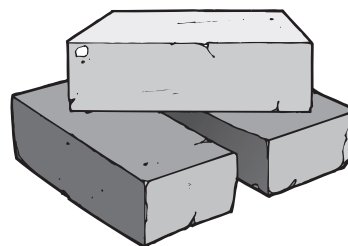
Object to Object

Have your client study each pair of objects so that if she is shown or told one, she will be able to recall the other. Tell your client that the objects may not be commonly associated so she will need to use a strategy to remember the association.

Object 1



Object 2



Sorting and Remembering Categories

Exercise 4

Pictures

Have your client sort the pictures into three categories. Then have her study them and code them. When your client thinks she can remember all of the pictures, have her cover the page and write the names of all 12 items on a separate sheet of paper.

