








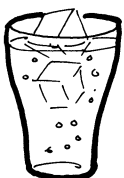


# S Squares


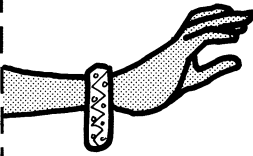



Name \_\_\_\_\_

Name each picture using your good s sound. Then, cut apart the pictures to use with *The Big Blue Sea* on page 116 and *Sailing, Sailing* on page 119.

## Initial

 salt	 saw	 sailboat	 sandwich	 Saturn
 scissors	 seagull	 salad	 sun	 soda

## Medial






 bicycle	 bracelet	 castle	 princess	 eyeglasses
--	---	---	--	---

# S Squares, *continued*











Name \_\_\_\_\_

Name each picture using your good s sound. Then, cut apart the pictures to use with *The Big Blue Sea* on page 116 and *Sailing, Sailing* on page 119.

## Medial, *continued*

 seesaw	 pencil	 whistle	 baseball	 boxer
---	---	--	---	--

## Final


 bus	 house	 mice	 moose	 cactus
 purse	 Thermos	 goose	 juice	 horse

# Sailing, Sailing

Name \_\_\_\_\_

Cut out the sailboat and glue it to the outside of a folder. Then, cut on the dotted lines to make an opening into the folder. Staple the folder closed along the bottom and part way up the open side.

Use the picture cards from *S Squares* on pages 117 and 118 to practice your good s sound.



# That's the Ticket!

Name \_\_\_\_\_

Cut out the ticket booth and the opening in the booth. Fasten the wheel from the next page to the back of the booth with a brad. Then, turn the wheel and name all of the pictures using your good **th** sound.



# That's the Ticket!, *continued*

Name \_\_\_\_\_

Cut out the wheel. Use it with the ticket booth to practice your good **th** sound.

