

Screening

1. Rub your arm, blink your eyes, then touch your knee.

2. Underline the coldest. Then, put an X on the tool.

bath pliers icicle coal

3. Cross out any word that begins and ends with S.

stamp scissors barks sixes

4. If a dog shaves, circle the tree. If not, go to the next direction.



maple green weeds thorn

5. Draw a clock.

Put in the numbers.

Set it for 9:25.

6.

		happy
---	---	-------

Shade in the square.

Underline the **p**'s.

Draw a line from the circle to the **a**.

7. _____

Put an **O** on the 2nd and on the 3rd blanks.

Put an **H** on the last blank.

Put a **T** before the **H**. Then, put a **T** in the first blank.

If Condition Directions

Follow the directions.

1. If a green light means stop, put an X on the things that fly.
If not, do nothing.

airplane car train kite

2. If spring comes after winter, circle the flowers. If not, do nothing.

tulips water dirt daffodils

3. If a leg is longer than an arm, underline the words beginning with T.
If not, do nothing.

upper tease walnut thumb

4. If a lemon is sweet, circle the things that float. If not, do nothing.

boat cork anchor stone

5. If scissors cut, cross out the things hung on the wall. If not, do nothing.

picture gum clear mirror

6. If a worm can talk, put a line over the round items. If not, do nothing.

box ball dish microwave

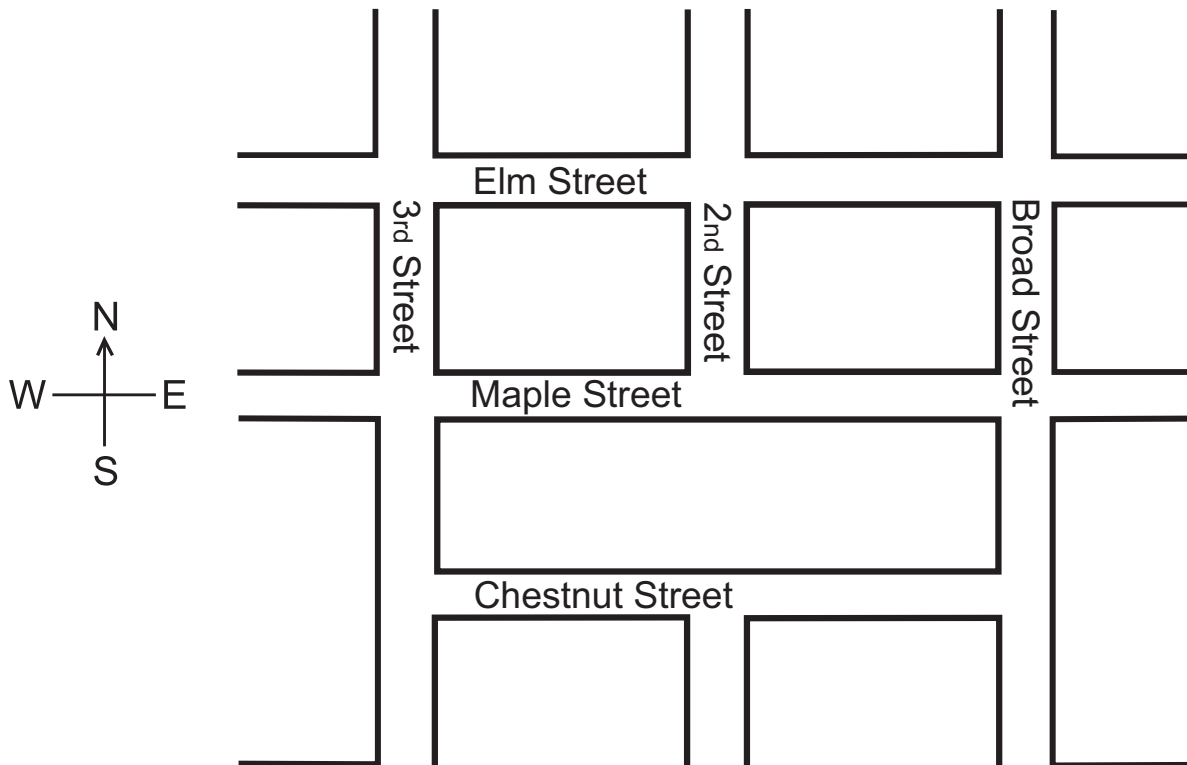
7. If breakfast is eaten in the morning, put a box around the foods.
If not, do nothing.

houses eggs plates pancakes

8. If a dog can chew on a bone, circle the one that is black.
If not, do nothing.

lemon coal snow ice

Map



You are driving through the above map of some city blocks.

1. Start at Broad and Chestnut.
2. From there, go two blocks north.
3. Now go west on Elm for one block.
4. Now go south on 2nd Street for one block.
5. Then go west on Maple for one block.

Where are you? _____