

Table of Contents

Introduction

Family Letter	4
Suggested Family Activities	5

Unit 1

Language Arts	7–12
Mathematics	13–16
Social Studies	17
Science	18
Critical Thinking	19
Game	20
Extension Activities	21

Unit 2

Language Arts	22–27
Mathematics	28–31
Social Studies	32
Science	33
Critical Thinking	34
Game	35
Extension Activities	36

Unit 3

Language Arts	37–42
Mathematics	43–46
Social Studies	47
Science	48
Critical Thinking	49
Game	50
Extension Activities	51

Unit 4

Language Arts	52–57
Mathematics	58–61
Social Studies	62
Science	63
Critical Thinking	64
Game	65
Extension Activities	66

Unit 5

Language Arts	67–72
Mathematics	73–76
Social Studies	77
Science	78
Critical Thinking	79
Game	80
Extension Activities	81

Unit 6

Language Arts	82–87
Mathematics	88–91
Social Studies	92
Science	93
Critical Thinking	94
Game	95
Extension Activities	96

Unit 7

Language Arts	97–102
Mathematics	103–106
Social Studies	107
Science	108
Critical Thinking	109
Game	110
Extension Activities	111

Unit 8

Language Arts	112–117
Mathematics	118–121
Social Studies	122
Science	123
Critical Thinking	124
Game	125
Extension Activities	126

Unit 9

Language Arts	127–132
Mathematics	133–136
Social Studies	137
Science	138
Critical Thinking	139
Game	140
Extension Activities	141

Unit 10

Language Arts	142–147
Mathematics	148–151
Social Studies	152
Science	153
Critical Thinking	154
Game	155
Extension Activities	156

Appendix

Answer Key	157
Skills and Standards in This Book ...	165
Certificate of Achievement	168

Dear Family,

Welcome to *Conquering Second Grade*. Second grade will be an exciting and challenging year for your child. This book is designed to supplement the concepts your child is learning in second grade and to strengthen the connection between home and school. The activities in this book are based on today's standards and provide practice in reading, word study, language, writing, mathematics, social studies, and science. It also features fun, yet challenging, critical-thinking activities and games. In addition to the activity sheets in this book, the end of each section also provides engaging extension activities.

Your child should complete one unit per month, including the extension activities. This will allow your child to think about grade-level concepts over a longer period of time. This also ensures that the book can be completed in one school year.

Keep these tips in mind as you work with your child this year:

- Set aside specific times each week to work on the activities.
- Have your child complete one or two activities each time rather than an entire unit at one time.
- Keep all practice sessions with your child positive and constructive. If the mood becomes tense or if you and your child get frustrated, set the book aside and find another time to practice.
- Help your child with instructions, if necessary. If your child is having difficulty understanding what to do, work through some of the problems together.
- Encourage your child to do his or her best work, and compliment the effort that goes into learning.

Enjoy the time learning with your child during second grade. Summer will be here before you know it!

Sincerely,

The Shell Education Staff

Directions: Read the text, and answer the questions.

Max's Cars

Max loves his toy cars. Sometimes, he plays with them for hours. He has all different kinds of cars. Some of them are race cars, and others are trucks. He plays many different games with them. His friends like cars, too, so they trade cars with each other. Max prefers his cars to any other toy in the house.

- 1 What does Max like to play with more than his toy cars?
 - (A) clocks
 - (B) trucks
 - (C) games
 - (D) nothing
- 2 What is the main idea?
 - (A) Max has friends.
 - (B) Max likes race cars.
 - (C) Max loves his toy cars.
 - (D) Max trades cars.
- 3 Which word has the same root word as *preferred*?
 - (A) performed
 - (B) preference
 - (C) referred
 - (D) referee
- 4 Which of these words means *preferred*?
 - (A) asked
 - (B) favored
 - (C) chose
 - (D) decided






Directions: Read the text, and answer the questions.

Different Flags

There are many different kinds of flags. They are usually in the shape of a rectangle, but some are squares or triangles. A flag can be held, or it can be flown. Some flags are even twirled! Flags wave in the wind. They have all sorts of designs on them. People hang flags to show respect. They may want to honor a special day.

- Which is the best new title for the text?
 - “Flag Time”
 - “Show Respect”
 - “Flags for All Reasons”
 - “Twirling”
- According to this text, how are flags used?
 - They are held.
 - They are flown.
 - They are twirled.
 - all of the above
- How many syllables are in the word *designs*?
 - one syllable
 - two syllables
 - three syllables
 - four syllables
- What else is in the shape of a rectangle?
 - a door
 - a clock
 - a pizza slice
 - a cupcake



Directions: Read each set of words. Circle the word from the Word Bank. Then, use that word in a sentence.

Word Bank

- saw • earth • light • thought • under
- city • eye • head • story • start

1 light, long, right

2 eye, down, most

3 over, any, city

4 start, just, old

Directions: Fill in the bubble next to the correct answer.

- 1 Which shows a correct singular and plural?
 A one car/two cars
 B one table/two table
 C one cats/two cats
- 2 What would you call a large number of flowers?
 A a group of flowers
 B a bouquet of flowers
 C a herd of flowers
- 3 Many plural nouns end in *-s* or *-es*. Which noun does not follow this rule?
 A toe
 B finger
 C foot
- 4 What would you call a large amount of ants?
 A an army of ants
 B a herd of ants
 C a flock of ants
- 5 Many plural nouns end in *-s* or *-es*. Which noun does not follow this rule?
 A sheep
 B hat
 C adult
- 6 Many plural nouns end in *-s* or *-es*. Which noun does not follow this rule?
 A cat
 B table
 C man
- 7 Which shows a correct singular and plural?
 A foot/foots
 B child/children
 C fish/fishes
- 8 What would you call a group of islands?
 A a chain of islands
 B a herd of islands
 C a flock of islands

Directions: Think about what happens during a bad day. Write two things in each box that might make a day feel bad.

When you get up, ...

When you arrive at school, ...

At lunch, ...

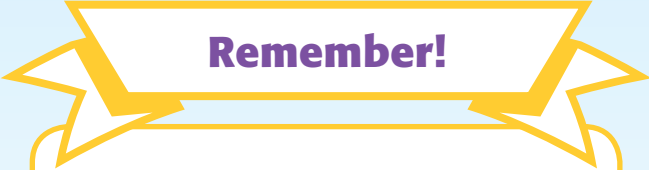
After school, ...

In the evening, ...





Directions: Have you ever had a bad day? Describe what happened and what you did to make the day better. Draw a picture to go with your narrative. Use your notes on page 41 to help you.



Remember!


- A strong narrative:
- tells a story
 - has a beginning, a middle, and an end
 - includes descriptive details

Directions: Solve each problem.

- 1 Circle the object that is shorter than 1 meter in height.



- 2 Circle the object that would be taller than 1 meter.



- 3 Is an elephant taller or shorter than 1 yard?

- 4 Circle the best estimate for the height.

10 meters 2 meters



- 5 Circle the object that is shorter than 1 meter.



- 6 Is a door less than 1 meter or more than 1 meter?

- 7 Circle the best estimate.

1 meter 5 meters





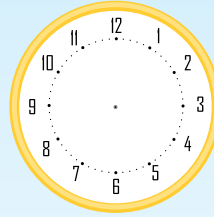
Directions: Solve each problem.

1 Write the time shown.




half past _____


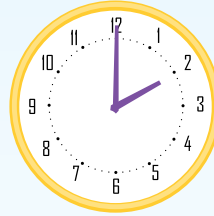
5 Show 4:30.



2 Write the time.



6 Write the time.




3 Write the time shown.

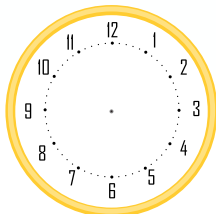


half past _____

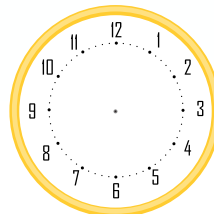
7 Write the time.



4 Show 1:00.

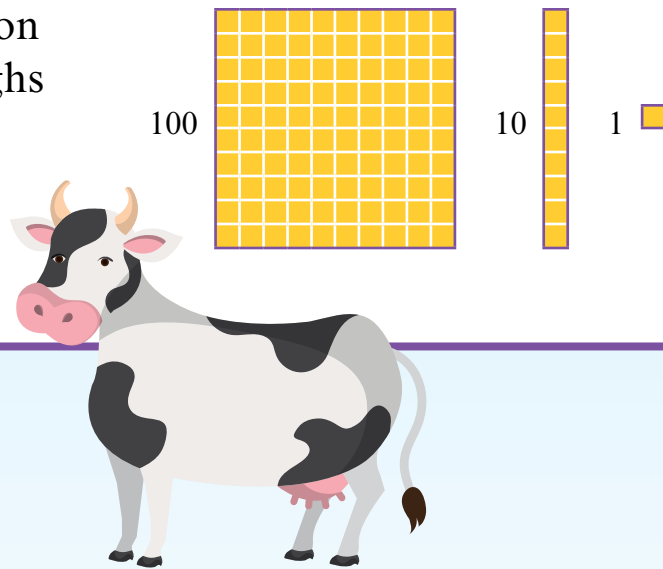


8 Show 7:30.



Directions: Read and solve the problem.

Mr. Rios has two cows on his farm. One cow weighs 732 pounds. Another cow weighs 832 pounds. Compare the weights using $>$, $<$, or $=$.



- 1 What do you know about the problem?

- 2 What do you need to find?

- 3 How many hundreds, tens, and ones are in 732 and 832?

732 = _____ hundreds _____ tens _____ ones

832 = _____ hundreds _____ tens _____ ones

- 4 732 ○ 832



Directions: Read and solve the problem.

Problem: Mr. Andrews has two cows on his farm. One cow weighs 951 pounds. Another cow weighs 915 pounds. Compare the weights using $>$, $<$, or $=$.

List What You Know


Make a Plan

Solve the Problem

Look Back and Explain



Directions: Draw a map of your neighborhood in the grid below. Use symbols to show your home, stores, and parks. Label your symbols in the key.



Map Key





Directions: Check the moon once a week for four weeks. Draw it each week.

Week 1	Week 2
Week 3	Week 4

What conclusions can you draw?

Directions: Create a secret code with numbers or symbols. Assign one number or symbol to each letter of the alphabet. Then, use your code to write a secret message.

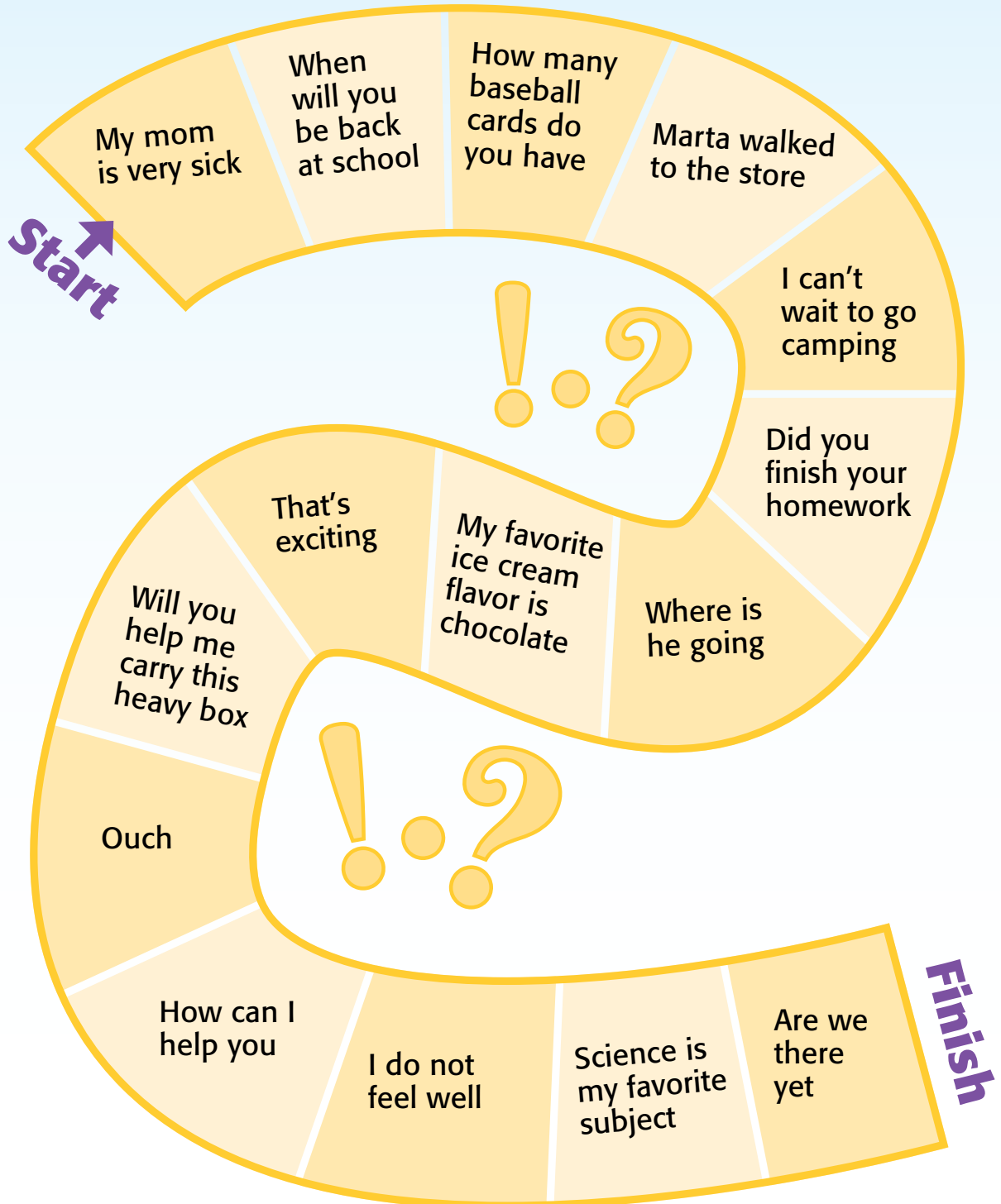
A	B	C	D	E	F	G	H	I	J	K	L	M
N	O	P	Q	R	S	T	U	V	W	X	Y	Z

Your Message





Directions: Play the game with a partner. Each player should place a small object at the start. Take turns rolling a number cube. Move your object the number of spaces that you roll. In the space that you land, tell which punctuation mark (. ? !) completes the sentence. If you are correct, stay on that space. If you answer incorrectly, move back one space. The first player to reach the finish line wins.





High-Frequency Words Activity



Use magnetic letters or letter tiles to create each word from the Word Bank on page 39. Read each word aloud.

Mathematics Activity



Choose five items from your home. Estimate the length of each item. Then, use a ruler or a tape measure to find the actual length of each item.

Problem-Solving Activity



Look for numbers around your home or neighborhood. Compare the numbers to determine which are greater.

Social Studies Activity



Draw and label a map of your bedroom. Be sure to include doors, windows, and furniture. Use a key to describe any symbols you use.

Critical-Thinking Activity



Give your code from page 49 to a family member. Ask him or her to write a sentence with your code. Then, decode the sentence.

Listening-and-Speaking Activity



Choose a favorite animal. Record yourself discussing at least two facts about that animal. Use at least two adjectives to describe the animal.